



North Carolina State Board of Certified Public Accountant Examiners

Public Session Agenda

June 22, 2026

10:00 a.m.

I. Administrative Items

A. Call to Order

1. **Conflict of Interest Disclosure:** *Under North Carolina General Statute 138A-15(e), every Board member must avoid conflicts of interest and the appearance of conflicts. Does any Board member have a known conflict of interest or appearance of conflict regarding any matter coming before the Board today? If so, please identify the conflict or appearance of conflict and abstain from participating in that matter.*

B. Welcome and Introduction of Guests

C. Approval of Agenda **(ACTION)**

D. Minutes **(ACTION)**

E. Financial/Budgetary Items

1. May 2026 Financial Statements **(ACTION)**

II. Legislative & Rulemaking Items

A. Rules Approval Update **(FYI)**

III. National Organization Items

A. NASBA Committee Updates **(FYI)**

IV. State & Local Organization Items

V. Committee Reports

A. Professional Standards Committee **(ACTION)**

B. Professional Education and Applications Committee **(ACTION)**

VI. Executive Staff and Legal Counsel Report

A. Operational Metrics **(FYI)**

B. Executive Staff Report **(FYI)**

VII. Recognition of NC CPA Licensure Milestones

VIII. Public Comments

IX. Closed Session

X. Adjournment



North Carolina State Board of Certified Public Accountant Examiners

PUBLIC SESSION MINUTES May 18, 2026

BOARD MEMBERS IN ATTENDANCE: Jodi K. Kruse, CPA, President; D. Michael (Mickey) Payseur, CPA, Vice President; Ulysses Taylor, CPA, Esq., Secretary-Treasurer; James T. Ahler, CAE; Tammy F. Coley, CPA; Maria M. Lynch, Esq.; and Kecia Williams Smith, Ph.D., CPA.

BOARD STAFF IN ATTENDANCE: David R. Nance, CPA, Executive Director; S. Lynne Sanders, CPA, Deputy Director; Frank Trainor, Esq., Staff Attorney; and Lisa Hearne-Bogle, Communications Officer.

OTHERS IN ATTENDANCE: Noel L. Allen, Esq., Board Legal Counsel; Will Edmondson, NCACPA Advocacy & Outreach Coordinator; Dickson Magombedze, NCACPA Board Member; and Lt. J.A. Stokes, Raleigh Police Department.

CALL TO ORDER: Ms. Kruse called the meeting to order at 10:00 a.m. and stated that with seven Board members in attendance, a quorum was present.

CONFLICT OF INTEREST: No Board member reported an actual or perceived conflict of interest with any agenda item.

APPROVAL OF AGENDA: Ms. Lynch moved to approve the agenda, and Mr. Taylor seconded the motion. The motion passed with seven votes in favor, and none opposed.

MINUTES: Mr. Taylor moved to approve the April 20, 2026, meeting minutes, and Ms. Coley seconded the motion. The motion passed with seven votes in favor, and none opposed.

FINANCIAL AND BUDGETARY ITEMS: Mr. Ahler moved to approve the April 2026 financial statements, and Mr. Payseur seconded the motion. The motion passed with seven votes in favor and none opposed.

Mr. Payseur moved to approve the 2026-2027 budget, and Ms. Lynch seconded the motion. The motion passed with seven votes in favor, and none opposed. (Appendix I)

LEGISLATIVE AND RULEMAKING ITEMS: Dr. Smith introduced a resolution amending 21 NCAC 08A .0301 to include a definition of "good moral character," as suggested by the Office of Administrative Hearings. This was identified as a rules clarification matter by the Office of Administrative Hearings. Ms. Coley seconded the motion. The resolution was adopted by a vote of seven in favor and none opposed.

NATIONAL ORGANIZATION ITEMS: Mr. Nance provided an update on the recent work of the NASBA Private Equity Committee.

Mr. Ahler moved to approve the Letter of Support for Art M. Winstead, Jr., CPA, for a position on NASBA's Nominating Committee, and Mr. Taylor seconded the motion. The motion passed with seven votes in favor, and none opposed. (Appendix II)

PROFESSIONAL STANDARDS COMMITTEE REPORT: The Board approved, with seven votes in favor and none opposed, the following Committee recommendations presented by Mr. Payseur:

Case Nos. C2025227-1 and CC2025227-2 - Tom R. Blacka and Blacka Jessup and Henderson LLP - Approve the signed Consent Order. (Appendix III)

Mr. Payseur reported that the Committee provided guidance to the staff on six items.

PROFESSIONAL EDUCATION AND APPLICATIONS COMMITTEE REPORT: The Board approved, with seven votes in favor and none opposed, the following Committee recommendations presented by Dr. Smith:

Application for Transfer of Exam Scores - Approve the following application for transfer of Uniform CPA Exam scores from another jurisdiction:

Nathan Thomas Higgins

Application for Original CPA Certificate - Approve the following applications for original North Carolina CPA licensure:

Jacob James Donald
Hannah Washburn Hawks
Nathan Thomas Higgins
Jessica Elaine Kennedy
Vincent Lawrence Mazzone

Paul August Rundzieher Jr.
Michael Lawrence Russell
Mariaja Travers
Ashlyn Shae Yarbrough

Application for Temporary Permit - Approve the following temporary permits approved by the Deputy Director:

David Martin Lipscomb T15655
George Herbert Williamson T15656
Seth MackVay Richards T15657
Samuel Joseph Proko T15658
Sicheng Zhong Curtis T15659
Jordan Robert Holt T15660
Xinran Grenestedt Guo T15661
Trenton Marsalis Walker T15662

Richard Andrew Beam Jr. T15663
Jeffery Scott Jones T15664
Jennifer Youtsey Zeplin T15665
Felicity Agyei Gyasi T15666
Ian David Quisenberry T15667
Chelsea Power Manganaro T15668
Jacob Roman Miller T15669

Application for Reciprocal CPA Certificate - Approve the following applications for reciprocal CPA certification:

Tera Nicole Butler

Mark Olan Foreman

Philip Jennings Frank
Niraj Gaire
Peter John Graziano
Christopher Alden Gurr
Nicole Elizabeth Halevy

William Robert McGoldrick
Isabelle Anna McLeod
Maya Mae Miles
Eric Michael Vande Zande
Ping Zhu

Application for Reinstatement of CPA Certificate - Approve the following applications for CPA certificate reinstatement:

Eric Christopher High #40213

Geoffrey Neil Kirby #16205

CPE Extension Requests - Approve four requests for an extension to complete the 2025 CPE requirement before June 30, 2026, without penalty.

CPE Letter of Warning: Approve the rescission of the Letter of Warning issued to the following individual:

Susan Annette Tucker #45967

Applications for Uniform CPA Exam - Approve the following applications to sit for the Uniform CPA Exam as a North Carolina candidate:

Samantha Addeo
Simone Allen
Cole Anderson
Kevin Anthony
Laken Appleby
Marquis Archibald
Natalie Auwn
Bradley Baity
Andrew Baker
Tyler Barker
Jared Barkley
Nancy Barranco
Mazin Basher
Karen Beasley-Bruce
Ryan Bellamy
Taylor Benson
Devan Bhatia
Henry Blake
Jelissa Bocage
Amanda Bodden
Aaron Bradshaw
William Brewer
Ethan Brunelli
Austin Bryant

Madison Bunch
Emily Burroughs
Adam Calhoun
Aidan Campbell
Kimberlee Carter
Samuel Childers
Samuel Clerc
Philip Cochrane
Logan Coffey
Talia Colangelo
Camille Coleman
John Coleman
Kaitlin Coleman
Manuel Cordi
Frisia Corrales
Clinton Cram
Madison Currin
Ayden Dail
Amy Davis
Grey Davis
Joshua Dawson
Wyatt Decanter
Luke DeFranco
James Dennison

Chloe Deschamps
Heidi Diegelman
Sophia Dingler
Rebecca DiPalazzo
Connor Dorflinger
Jessica Dowdy
Jake Drum
Carrie Dufresne
Colleen Dunleavy
Callahan Dunn
Tatiana Dunston
Ryan Durham
Ryan Durham
Ainsley Earhart
Liam Ellett
Hannah Ellis
Koler Ellis
Charlene Ethers
Matthew Eugene
John Fassett
Tyler Fausnaught
Walker Featherngill
Shannon Feltz
Sean Fladd
Virginia Forsyth-Slayton
Jared Foshee
Gerald Foxx
John Franklin
Corey Fulp
Peter Fumero
Jared Gainey
Tracettia Gaither
Teresa Geisler
Dylan Gibbons
Ethan Goodwin
Jackson Goodwin
Connor Gorlesky
Daniel Gorodisch
Myles Grady
Andrew Gray
Daniel Green
Melissa Gresham
Tiana Guinn
Dixon Guthrie
Adam Gutierrez
Tristian Gwynn
Colin Haas
Casey Hagaman
Michaelah Hall
Kyra Hansen
Kaitlyn Harmon
DeMario Harris
Grant Harris
Joshua Harris
Ryan Harris
Uniqua Harris
Ashley Hathaway
Michaela Hauber
Abbey Haugh
Charles Haynes
McKenna Hefta
Madison Helton
Glenn Henslee
Alyse Herburger
Anna Hergenrader
Elizabeth Heverly
Jacob Hines
Garrett Hoehler
Logan Hollingsworth
Toby Howie
Hayden Humphreys
Joe Hyde
Chinyere Iwuchukwu
Zachary Jagielski
Xingjian Jiang
Xaria Johnson
Meredith Kaiser
Arshdeep Kaur
Jieun Kennedy
Brandon Kessler
Hamza Khalid
Jin Kyu Kim
Isaac King
Jordan King
Bradford Kirkland
Jack Kline
Elaine Kluttz
Emily Kneller
Alexander Koester
Jihe Koo
Iliana Koutsouris
Georgia Kulp

Alana Laliberte
Abigale Larson
Matthew Leder
Morgan Littrell
Alessia Lluka
Cooper Lohr
Grayson Lynch
Elsah MacManus
Colin Madden
Andriana Mahairas
Evan Maitland
Keyshla March De Jesus
Clayvert Marjani
Katherine Martin
Juan Pablo Martinez Romero
Timothy May
Jayden McAdory
Kristen McCall
Joshua McCown
Brady McElheny
Franklin McGowan
Aubrey McKay
Cooper McRae
Alexander Mize
Ismail Mohamed
Collin Montgomery
Danielle Moore
Glenn Morris
Grant Myers
Luke Natenstedt
Samuel Nolan
Meghan Norris
Karen Nwanedo
Manuel Ortiz
Hope Page
Chrissie Parsons
Dristi Patel
Mayurkumar Patel
Utsav Patel
Jessica Patrick
Sadie Phipps
Jack Potier
Ian Prohofsky
Andrew Rampaul-Pino
Ravshan Rasuli
Catherine Raub

Ashlea Ray
Allison Reidy
Brett Reynolds
Erin Richards
Kristen Richardson
Nicholas Rinaldi
Roshane Rochester
Sarah Rogers
Kaitlyn Roman
Antonia Romann
Jose Salinas
Debbie Satur
Caroline Schollaert
Jaken Sensing
Rachel Seran
Joshua Shelton
Dhruvit Sheth
Saahir Siddiqui
Jayson Snipes
Thomas Spentzas
Michael Sredl
Zackary Starnes
Shamiyah Stevens-Charles
Gwyneth Stewart
Mary Stockell
Nathaniel Stowe
Ryan Strube
Heidi Sturm
Jennifer Sue-Kam-Ling
Leah Sullivan Johnson
John Summerford
Skylar Sustek
Travis Sutton
Madison Tarlton
John Tessmann
Nicholas Thompson
Patrice Thompson
Brett Tornquist
Duy Tran
Michael Tubbs
Jocie Tucker
Julia Turner
Dominick Vaccaro
Charlene vanHeerden
Swapna Velichety
James Vitt

Jakie Vong
 Matthew Wagner
 Sydney Wall
 Jace Ward
 Lydia Ward
 Xander Ward
 Elle Warshawsky
 Carter Waters
 Charles Watson
 Jack Wharton
 Wesley Wilder

Olivia Williams
 Patrick Williams
 A'shia Williamson
 Madison Willis
 Christie Wilson
 Darielle Wilson
 Kari Wilson
 McKinley Wyrick
 Bailee Zakashefski
 Audrey Zuck

Application for Firm Registration - Approve the following CPA firm registration applications as approved by the Executive Director:

D & P CPA PLLC
 HT Digital US, P.C.

Beth Wood CPA PLLC

Miscellaneous - The Committee voted to update the Professional Education & Applications Committee charter to reflect its current operations.

EXECUTIVE STAFF AND LEGAL COUNSEL REPORT: The Board reviewed the April 2026 operational metrics and the May 2026 Executive Staff Report.

RECOGNITION OF NC CPA LICENSURE MILESTONES: Ms. Kruse directed the staff to send a Certificate of Recognition to the following individuals who have held an active North Carolina CPA license for 50 or more years as of May 2026:

Name	Years of Licensure
Debra J. Carson, #9286	50
Dennis Dale Farlow, #9299	50
Lon Howard Godfrey, #9290	50
Stephen Wayne Stuart, #7168	53
Dockery Sam Dobbins, #5537	54
David Franklin Leeper, #5596	54
Kelly Randolph Vann, #4203	55

ADJOURNMENT: Mr. Taylor moved to adjourn the meeting at 10:51 a.m., and Mr. Ahler seconded the motion. The motion passed with seven votes in favor and none opposed.

Respectfully submitted:

Attested to by:

David R. Nance, CPA
Executive Director

Jodi K. Kruse, CPA
President

**North Carolina State Board of Certified Public Accountant Examiners
2026-2027 Approved Budget**

<u>Operating Budget</u>	<i>Prior Year Budget</i> 2025-2026	<i>Prior Year Actual</i> 2025-2026	<i>Approved Budget</i> 2026-2027	Ref
OPERATING REVENUES				
Examination Fees	1,421,125	1,816,394	1,685,100	
Licensing Fees	1,519,500	1,531,235	1,525,000	
Miscellaneous	11,000	22,779	16,000	
Total Operating Revenues	<u>\$ 2,951,625</u>	<u>\$ 3,370,408</u>	<u>\$ 3,226,100</u>	A
OPERATING EXPENSES				
Salaries and Employee Benefits	1,368,800	1,288,646	1,421,700	B
Examination	1,025,000	1,370,685	1,250,000	C
Office	132,450	136,300	147,450	D
Postage and Printing	34,600	42,354	42,600	E
Travel	112,930	84,591	90,190	F
Maintenance and Computer Support	51,300	43,172	53,400	4 G
Depreciation and SBITA Amortization	187,300	190,020	191,200	1 4
Legal and Investigative Costs	75,500	68,142	76,850	H
Insurance	27,000	25,676	29,000	I
Dues and Subscriptions	23,000	17,003	21,000	I
Building	60,000	43,804	66,500	1 J
Total Operating Expenses	<u>\$ 3,097,880</u>	<u>\$ 3,310,394</u>	<u>\$ 3,389,890</u>	
Operating Income (Loss)	<u>\$ (146,255)</u>	<u>\$ 60,015</u>	<u>\$ (163,790)</u>	
NON-OPERATING REVENUES (EXPENSES)				
Rental Income	50,350	50,350	51,880	
Unrealized Gain (Loss) on Investments	0	73,239	50,000	
Interest Income	85,000	82,256	60,000	
Loss on Sale of Assets	0	0	0	
Nonoperating Building Expenses	(22,000)	(24,839)	(24,000)	1
Miscellaneous	0	0	0	
Total Non-Operating Revenues	<u>\$ 113,350</u>	<u>\$ 181,006</u>	<u>\$ 137,880</u>	A
Estimated Change in Net Assets	<u>\$ (32,905)</u>	<u>\$ 241,020</u>	<u>\$ (25,910)</u>	
 <u>Capital Budget</u>				
Equipment	\$ 10,000	5,761	\$ 5,000	2
Building Improvements	0	0	0	
Software	90,000	66,756	23,244	3
Total	<u>\$ 100,000</u>	<u>\$ 72,517</u>	<u>\$ 28,244</u>	

1 Actual expenditures are allocated between operating and non-operating for presentation

2 Computer replacements for staff - regular rotation

3 Remainder of Prior Year approved GL Project

4 Amount of Subscription Software (\$126.4) moved to SBITA Amortization category

Approved May 18, 2026

North Carolina State Board of Certified Public Accountant Examiners
Approved Revenue Budget

	Prior Year Budget 2025-2026		Prior Year Actual 2025-2026		Approved Budget 2026-2027	
Examination Fees						
Initial Admin Fees	\$ 186,300	(810*230)	\$ 240,120	(1044*230)	\$ 218,500	(950*230)
Re-Exam Admin Fees	172,500	(2300*75)	202,275	(2697*75)	187,500	(2500*75)
Exam Fees Revenue	1,100,000		1,415,956		1,325,000	
Exam Coupon	(37,675)		(41,957)		(45,900)	
Exam Review Fees	0		0		0	
Equivalency Exam Fees	0		0		0	
Grade Transfer Fees	0		0		0	
Total Exam Fees	1,421,125		1,816,394		1,685,100	
Certificate Fees						
Initial	50,000	(500*100)	55,925	(559*100)	52,500	(525*100)
Reciprocal	32,000	(320*100)	29,000	(290*100)	32,000	(320*100)
Renewals	1,344,000	(22400*60)	1,341,420	(22357*60)	1,344,000	(22400*60)
Reinstatements	6,000	(60*100)	7,200	(72*100)	6,000	(60*100)
Total Certificate Fees	1,432,000		1,433,545		1,434,500	
Firm Registrations						
Partnership Renewal	40,000		45,330		42,000	
PC Initial	5,000		6,250		5,500	
PC Renewal	42,000		43,610		42,000	
Partnership Registration	500		2,500		1,000	
Total Firm Registrations	87,500		97,690		90,500	
Miscellaneous Income	1,000		7,679		1,000	
Rental Income	50,350		50,350		51,880	
Gain on Fixed Assets	0		0		0	
Interest	85,000		82,256		60,000	
Gift Cards	10,000		15,100		15,000	
Other	0		0		0	
Total Revenues	\$ 3,086,975		\$ 3,503,014		\$ 3,337,980	

***North Carolina State Board of Certified Public Accountant Examiners
Approved Salaries and Employees Benefits Budget***

	<i>Prior Year Budget</i>	<i>Prior Year Actual</i>	<i>Approved Budget</i>	<i>Ref</i>
	2025-2026	2025-2026	2026-2027	
Full Time Staff	\$ 1,053,000	\$ 982,373	\$ 1,092,000	
Part Time Staff	0	0	0	
Taxes - FICA	80,600	74,836	83,500	
Taxes - State Unemployment	0	0	0	
Retirement Contributions	63,200	58,558	65,500	
Retirement - NCLB Admin Fee	4,000	6,267	5,700	
Insurance - Health	168,000	166,613	175,000	
Total Salaries and Employees Benefits	\$ 1,368,800	\$ 1,288,646	\$ 1,421,700	

DRAFT

***North Carolina State Board of Certified Public Accountant Examiners
Approved Examination Budget***

	<i>Prior Year Budget 2025-2026</i>	<i>Prior Year Actual 2025-2026</i>	<i>Approved Budget 2026-2027</i>
Exam Sitting & Grading	<u>\$ 1,025,000</u>	<u>\$ 1,370,685</u>	<u>\$ 1,250,000</u>
Total Examination	<u><u>\$ 1,025,000</u></u>	<u><u>\$ 1,370,685</u></u>	<u><u>\$ 1,250,000</u></u>

DRAFT

***North Carolina State Board of Certified Public Accountant Examiners
Approved Office Budget***

	<i>Prior Year Budget 2025-2026</i>	<i>Prior Year Actual 2025-2026</i>	<i>Approved Budget 2026-2027</i>
Office Decorations	\$ 200	\$ 41	\$ 200
Equipment Rental	150	0	150
Supplies	9,000	8,089	9,000
Telephone	8,000	4,577	5,000
Repairs & Maintenance	5,000	6,877	6,000
Clipping Service	0	0	0
Miscellaneous Personnel	5,000	3,365	5,000
Audit Fees	17,000	17,000	18,500
Credit Card Fees	74,000	82,597	90,000
Banking Fees	3,000	3,750	3,000
Payroll Service	2,100	2,042	2,100
Continuing Education	3,000	1,297	2,500
Bad Debt Expense	0	0	0
Expendable Equipment	5,000	6,665	5,000
Consulting Fees	1,000	0	1,000
Total Office	\$ 132,450	\$ 136,300	\$ 147,450

***North Carolina State Board of Certified Public Accountant Examiners
Approved Postage and Printing Budget***

	<i>Prior Year Budget 2025-2026</i>	<i>Prior Year Actual 2025-2026</i>	<i>Approved Budget 2026-2027</i>
Exam Postage	\$ 1,000	\$ 540	\$ 1,000
Postage - UPS	20,000	27,500	28,000
Postage - Other	3,000	2,784	3,000
Postage - Newsletter	0	0	0
Postage - Business Reply	1,600	1,549	1,600
Postage - Renewal	1,000	810	1,000
Printing - Other	4,500	5,440	4,500
Printing - Newsletter	0	0	0
Printing - Certificates	3,500	3,731	3,500
Total Postage and Printing	\$ 34,600	\$ 42,354	\$ 42,600

DRAFT

North Carolina State Board of Certified Public Accountant Examiners
Approved Travel Budget

	<i>Prior Year Budget 2025-2026</i>	<i>Prior Year Actual 2025-2026</i>	<i>Approved Budget 2026-2027</i>	Ref
Staff Travel	\$ 32,700	\$ 24,348	\$ 27,300	F1
Board Travel	57,930	45,693	41,390	F2
Per Diem	22,300	14,550	21,500	F2
Total Travel	\$ 112,930	\$ 84,591	\$ 90,190	

DRAFT

***North Carolina State Board of Certified Public Accountant Examiners
Approved Staff Travel Budget***

	Mtgs	Staff	Days	Rate				<i>Approved Budget</i>		
								2026-2027	Ref	
				Air/Miles	Reg	Hotel	Meal			
NASBA Meetings										
Annual	1	3	3	500	850	350	50	\$	7,650	
Regional	1	2	3	650	850	350	50		5,400	
Executive Director/Legal	1	5	3	400	850	350	50		12,250	
Other Meetings										
Educational Events									2,000	
Total Staff Travel Expense								\$	27,300	F

DRAFT

***North Carolina State Board of Certified Public Accountant Examiners
Approved Board Travel & Per Diem Expense Budget***

<u>Board Travel</u>	<u>Mtgs</u>	<u>Members</u>	<u>Days</u>	<u>Rate</u>	<i>Approved Budget</i>	
					<u>2026-2027</u>	<u>Ref</u>
Regular Board Meetings						
Hotel	12	2	1	300	\$ 7,200	
Meals	12	2	1	35	840	
Travel	12	2	1	150	3,600	
					<u>11,640</u>	
NASBA Annual Meeting						
Hotel	1	5	3	350	5,250	
Meals	1	5	3	50	750	
Travel	1	5	1	500	2,500	
Registration	1	5	1	850	4,250	
					<u>12,750</u>	
NASBA Regional Meeting						
Hotel	1	4	3	350	4,200	
Meals	1	4	3	50	600	
Travel	1	4	1	650	2,600	
Registration	1	4	1	850	3,400	
					<u>10,800</u>	
AICPA Council Meetings						
Hotel	1	1	3	350	1,050	
Meals	1	1	3	50	150	
Travel	1	1	1	500	500	
					<u>1,700</u>	
Outside Legal Costs for Travel					4,000	
Educational Events					500	
Total Board Meeting Expense					<u>\$ 41,390</u>	F
 <u>Board Per Diem</u>						
Regular Meeting	12	6	2	100	\$ 14,400	
Professional Meetings	35	1	1	100	3,500	
NASBA						
Annual Meeting	1	5	4	100	2,000	
Regional Meeting	1	4	4	100	1,600	
Total Board Per Diem Expense					<u>\$ 21,500</u>	F

***North Carolina State Board of Certified Public Accountant Examiners
Approved Maintenance and Computer Support Budget***

	<i>Prior Year Budget 2025-2026</i>	<i>Prior Year Actual 2025-2026</i>	<i>Approved Budget 2026-2027</i>
Internet & Website	\$ 4,000	\$ 3,920	\$ 4,000
Computer Program/Assistance	1,000	300	1,000
Interest Expense - GL Software	5,100	5,086	3,800
Computer Software Maintenance	163,700	160,254	171,000
Total Maintenance and Computer Support	\$ 173,800	\$ 169,560	\$ 179,800

DRAFT

***North Carolina State Board of Certified Public Accountant Examiners
Approved Board Legal Budget***

	<i>Prior Year Budget 2025-2026</i>	<i>Prior Year Actual 2025-2026</i>	<i>Approved Budget 2026-2027</i>
Legal Counsel Fees - Admin/Prof Stds	\$ 66,000	\$ 65,762	\$ 67,350
Legal Counsel Fees - Litigation	10,000	0	10,000
Investigation Cost	4,500	4,479	4,500
Hearing Cost	5,000	2,089	5,000
Reimbursements - Net	(10,000)	(4,188)	(10,000)
Total Board Legal	\$ 75,500	\$ 68,142	\$ 76,850

DRAFT

***North Carolina State Board of Certified Public Accountant Examiners
Approved Other Budget***

	<i>Prior Year Budget 2025-2026</i>	<i>Prior Year Actual 2025-2026</i>	<i>Approved Budget 2026-2027</i>
Insurance	\$ 27,000	\$ 27,863	\$ 29,000
Dues and Subscriptions	23,000	17,003	21,000
Total Other	<u>\$ 50,000</u>	<u>\$ 44,866</u>	<u>\$ 50,000</u>

DRAFT

***North Carolina State Board of Certified Public Accountant Examiners
Approved Building Budget***

	<i>Prior Year Budget 2025-2026</i>	<i>Prior Year Actual 2025-2026</i>	<i>Approved Budget 2026-2027</i>
Building Maintenance	\$ 8,000	\$ 9,460	\$ 8,000
Electricity	15,000	12,772	14,000
Grounds Maintenance	8,000	12,287	18,000
Heat & Air Maintenance	3,500	4,169	4,500
Improvements	500	0	500
Janitorial Maintenance	16,000	12,878	14,000
Trash Collection	4,000	2,071	2,500
Water & Sewer	1,800	1,621	1,800
Security	2,600	2,548	2,600
Pest Control	600	600	600
Total Building	\$ 60,000	\$ 58,405	\$ 66,500

DRAFT

	A	B	C	D	E	F	G
1	Trial Balance Information - Prior Year						
2	Quickbooks Accounts and Amounts						
3	Link to Budget Information Schedules						
4							
5	Account #				Amount		Budget
6	4110	Certificates - Initial			55,925.00		50,000.00
7	4120	Certificates - Reciprocal			29,000.00		32,000.00
8	4121	Certificates - Recip/Temp			0.00		0.00
9	4130	Certificates - Temporary			0.00		0.00
10	4131	Certificates - Temp Renewal			0.00		0.00
11	4140	Certificates - Renewal Fees			1,341,420.00		1,344,000.00
12	4150	Certificates - Reinstate/Revoked			800.00		1,750.00
13	4151	Certificates - Reinstate/Surrender			6,400.00		4,250.00
14	4152	Certificates - Reinstate/Retired			0.00		0.00
15	4160	Certificates - Notification			0.00		0.00
16	4161	Certificates - Notification Renewal			0.00		0.00
17	4001	Initial Adm Fees			240,120.00		186,300.00
18	4002	Re-Exam Adm Fees			202,275.00		172,500.00
19	4004	Exam Fees Revenue			1,415,956.06		1,100,000.00
20	4060	Equivalency Exam Fees			0.00		0.00
21	4070	Transfer Exam Grade Credit			0.00		0.00
22	4071	Exam Review Fees			0.00		0.00
23	4072	Exam Scholarship Coupon			(41,956.64)		(37,675.00)
24	4910	Educational Program Fees			0.00		0.00
25	4970	Duplicate Certificates			725.00		0.00
26	4980	Copies			0.00		0.00
27	4990	Miscellaneous			6,954.02		1,000.00
28	4260	Partnership Registration Fees			2,500.00		500.00
29	4261	Partnership Renewal Fees			45,330.00		40,000.00
30	4250	PC Registration Fees			6,250.00		5,000.00
31	4251	PC Renewal Fees			43,550.00		42,000.00
32	4252	PC Renewal less W/Penalties			60.00		0.00
33	6900	Bad Debt Expense			0.00		0.00
34	6690	Over/Short			0.00		0.00
35	5031	Retirement - NCLB Contribution			58,557.67		63,200.00
36	5033	Retirement - NCLB Administrator			6,266.91		4,000.00
37	5035	Health Ins Premium			141,744.13		135,000.00
38	5036	Medical Reimbursement Plan			24,869.19		33,000.00
39	5038	Unemployment Claims			0.00		0.00
40	5120	Board Travel - Board Mtgs			15,414.19		23,280.00
41	5121	Board Travel - Prof Mtgs			0.00		1,500.00
42	5122	Board Travel - NASBA Annual			11,046.88		14,700.00
43	5123	Board Travel - NASBA Regional			13,099.08		12,750.00
44	5124	Board Travel - NASBA Committees			0.00		0.00
45	5125	Board Travel - AICPA Council			0.00		1,700.00
46	5126	Board Travel - NCACPA Annual			0.00		0.00
47	5127	Board Travel - NCACPA Board			0.00		0.00
48	5128	Board Travel - AICPA Committees			0.00		0.00
49	5129	Miscellaneous Board Costs			4,184.74		0.00
50	5131	Board Travel - Outside Legal Costs			1,948.17		4,000.00
51	5133	Board Travel - NASBA CPE			0.00		0.00

	A	B	C	D	E	F	G
1	Trial Balance Information - Prior Year						
2	Quickbooks Accounts and Amounts						
3	Link to Budget Information Schedules						
4							
5	Account #				Amount		Budget
52	5800		Building Maintenance		9,459.73		8,000.00
53	5801		Electricity		12,771.89		15,000.00
54	5802		Grounds Maintenance		12,286.88		8,000.00
55	5803		Heat & Air Maintenance		4,169.00		3,500.00
56	5804		Improvements		0.00		500.00
57	5805		Insurance		8,747.32		7,000.00
58	5807		Janitorial Maintenance		12,878.00		16,000.00
59	5808		Pets Control Service		600.00		600.00
60	5809		Security & Fire Alarm		2,548.07		2,600.00
61	5810		Trash Collection		2,070.72		4,000.00
62	5811		Water & Sewer		1,620.93		1,800.00
63	5050		Continuing Education - Staff		1,297.37		3,000.00
64	5051		Continuing Education - RNB		0.00		0.00
65	5052		Continuing Education - Computer		0.00		0.00
66	5531		Exam Postage		540.00		1,000.00
67	5533		Exam Printing		0.00		0.00
68	5538		Exam Vendor Expense		1,277,524.51		1,025,000.00
69	5539		Exam Vendor Accomodations		93,160.13		0.00
70	5532		Exam Supplies		0.00		0.00
71	5530-10		Temp Employees - May		0.00		0.00
72	5530-20		Temp Employees - Nov		0.00		0.00
73	5220		Investigator Fees		0.00		0.00
74	5221		Staff Investigation Costs		0.00		0.00
75	5222		Investigation Materials		4,479.00		4,500.00
76	5230		Hearing Costs		2,089.14		5,000.00
77	5231		Rule-Making Hearing Costs		0.00		0.00
78	5232		Legal Advertising		0.00		0.00
79	5250		Adminstrative Costs Assessed		(1,100.00)		(2,500.00)
80	5260		Civil Penalties Assessed		(24,000.00)		(7,500.00)
81	5261		Civil Penalties Remitted		20,911.60		0.00
82	5140		Legal Counsel - Administrative		65,762.04		66,000.00
83	5141		Legal Counsel - Special Projects		0.00		0.00
84	5210		Legal Counsel - Prof Standards		0.00		0.00
85	5211		Legal Counsel - Litigation		0.00		10,000.00
86	5034		Misc Payroll Deduction		0.00		0.00
87	5037		HSA Deduction		0.00		0.00
88	5090		Flowers, Gifts, Etc.		75.00		0.00
89	5091		Staff Recruiting		0.00		0.00
90	5092		Misc Personnel Costs		2,027.45		5,000.00
91	5301		Equipment Rent		0.00		150.00
92	5310		Decorations		40.73		200.00
93	5320		Payroll Service		2,042.29		2,100.00
94	5360		Telephone		4,576.95		8,000.00
95	5361		Internet & Website		3,920.40		4,000.00
96	5390		Clipping Service		0.00		0.00
97	5400		Computer Program/Assistance		300.00		1,000.00

	A	B	C	D	E	F	G
1	Trial Balance Information - Prior Year						
2	Quickbooks Accounts and Amounts						
3	Link to Budget Information Schedules						
4							
5	Account #				Amount		Budget
98	5405		Computer Software Maintenance		160,253.77		163,700.00
99	5410		Dues		8,668.00		12,250.00
100	5420		Insurance		19,115.77		20,000.00
101	5430		Audit Fees		17,000.00		17,000.00
102	5435		Consulting Fees		0.00		1,000.00
103	5436		Contracted Copy Service		0.00		0.00
104	5440		Misc Office Expense		1,262.40		0.00
105	5445		Banking Fees		3,749.85		3,000.00
106	5448		Interest Expense - GL Software		5,086.00		5,100.00
107	5450		Credit Card Fees		82,597.19		74,000.00
108	5110		Per Diem - Board Meetings		10,900.00		12,750.00
109	5111		Per Diem - Prof Meetings		0.00		3,500.00
110	5112		Per Diem - NASBA Annual		1,200.00		2,400.00
111	5113		Per Diem - NASBA Regional		1,700.00		2,000.00
112	5114		Per Diem - NASBA Committee		750.00		0.00
113	5115		Per Diem - AICPA/NASBA		0.00		0.00
114	5116		Per Diem - NCACPA Annual		0.00		950.00
115	5117		Per Diem - NCACPA/Board		0.00		350.00
116	5118		Per Diem - AICPA Committees		0.00		0.00
117	5119		Per Diem - Miscellaneous		0.00		350.00
118	5130		Clerical Reimbursement		0.00		0.00
119	5135		Per Diem - NASBA CPE		0.00		0.00
120	5345		Postage - UPS		27,500.00		20,000.00
121	5340		Postage - Other		2,783.88		3,000.00
122	5341		Postage - Newsletter		0.00		0.00
123	5342		Postage - Business Reply		1,549.00		1,600.00
124	5343		Postage - Renewal		810.00		1,000.00
125	5344		Postage - Rulebook		0.00		0.00
126	5330		Printing - Other		5,440.22		4,500.00
127	5331		Printing - Newsletter		0.00		0.00
128	5332		Printing - Certificates		3,731.00		3,500.00
129	5333		Printing - Renewal		0.00		0.00
130	5334		Printing - Rulebook		0.00		0.00
131	5335		Mailing Label Printing		0.00		0.00
132	5380		Repairs - Misc		0.00		0.00
133	5381		Maintenance - Copiers		4,238.12		2,500.00
134	5382		Maintenance - Computer		0.00		0.00
135	5383		Maintenance - Postage		2,638.55		2,500.00
136	5010		Staff Salaries		982,372.54		1,053,000.00
137	5020		Part-Time Staff Salaries		0.00		0.00
138	5021		Temporary Contractors		0.00		0.00
139	5030		FICA Taxes		74,835.75		80,600.00
140	5040		State Unemployment Tax		0.00		0.00
141	5535		Scholarships		0.00		0.00
142	5060		Staff Travel - Local		126.15		0.00
143	5061		Staff Travel - Prof Mtgs		1,503.20		1,000.00

	A	B	C	D	E	F	G
1	Trial Balance Information - Prior Year						
2	Quickbooks Accounts and Amounts						
3	Link to Budget Information Schedules						
4							
5	Account #				Amount		Budget
144	5062		Staff Travel - NASBA CPE		0.00		0.00
145	5063		Staff Travel - NASBA Ethics		0.00		0.00
146	5070		Staff Travel - NASBA Annual		4,903.16		7,350.00
147	5071		Staff Travel - NASBA Regional		7,588.65		7,650.00
148	5072		Staff Travel - NASBA Administration		10,213.29		14,700.00
149	5073		Staff Travel - NASBA Committee		13.68		0.00
150	5074		Staff Travel - AICPA Committee		0.00		0.00
151	5075		Staff Travel - NCACPA Annual		0.00		1,000.00
152	5076		Staff Travel - NCACPA Board		0.00		1,000.00
153	5077		Staff Travel - Clear Conference		0.00		0.00
154	5078		Staff Travel - Vehicle		0.00		0.00
155	5080		Staff Travel - Univ Dialogue		0.00		0.00
156	5370		Subscriptions/References		8,335.35		10,750.00
157	5350		Supplies - Office		5,730.44		7,100.00
158	5351		Supplies - Copier		0.00		950.00
159	5352		Supplies - Computer		2,352.73		950.00
160	5353		Supplies - Special Projects		5.76		0.00
161	5355		Expendable Equipment		6,665.08		5,000.00
162	5920		Depreciation Expense		71,683.27		64,800.00
163	6999		Uncategorized Expense		0.00		0.00
164	9999		Suspense		0.00		0.00
165	8250		Gift Card Revenue		15,100.00		10,000.00
166	8360		Investment Account Fees		(19,616.00)		0.00
167	8350		Unrealized Gain/Loss on Investment		92,855.00		0.00
168	8500		Interest Income - MMAs		52,301.57		42,500.00
169	8505		Interest Income - BB&T Bus IDA		0.00		0.00
170	8510		Interest Income - CDs		27,449.25		42,500.00
171	8520		Interest Income - Lease Receivable		2,505.00		0.00
172	8530		Interest Income - Wachovia MM		0.00		0.00
173	8200		Rental Income		50,350.00		50,350.00
174	8920		Gain on Sale of Assets		0.00		0.00
175	8921		Loss on Sale of Assets		0.00		0.00
176	7000		Leasing Commission		0.00		0.00
177							
178			Revenues		3,576,253		3,086,975
179			Expenses		3,335,233		3,097,880
180			Net Income		241,020.35		(10,905.00)
181							
182							
183							

Non-operating Expense Breakout
CPA Board

	Actual 25-26	Actual 24-25	Actual 23-24	Actual 22-23	Actual 21-22	Actual 20-21	Actual 19-20	Actual 18-19	Actual 17-18	Actual 16-17	Actual 15-16	
Non-operation expenses:												
Depreciation	8,051	8,051	8,051	9,387	8,708	8,708	8,577	8,092	7,554	7,554	6,063	A
Utilities	3,598	4,111	3,743	3,401	3,385	3,383	3,407	3,839	3,273	3,232	3,228	D
Maintenance	11,003	9,352	8,777	20,922	7,487	6,896	9,125	5,336	4,615	4,101	4,548	C
Insurance	2,187	2,073	1,666	1,551	1,280	1,280	1,123	1,070	1,018	1,176	1,115	B
Leasing Commission	-	-	-	-	-	-	-	2,092	2,092	1,917	-	ATB #7000
Total Non-Operating - Building	24,839	23,587	22,237	35,261	20,859	20,266	22,232	20,428	18,551	17,980	14,953	

Note: Total depreciation expense is broken out on the financial statements between operating and non-operating, based on square footage of rented real estate which is considered non-operating. The following shows the calculation:

Total depreciation	71,683	68,309	66,635	53,418	47,856	46,772	48,636	48,593	47,786	46,792	44,261	
Non-operating	8,051	8,051	8,051	9,387	8,708	8,708	8,577	8,092	7,554	7,554	6,063	A
	63,632	60,258	58,584	44,032	39,148	38,064	40,059	40,501	40,232	39,238	38,198	
Residential real estate depreciation	32,204	32,204	32,204	37,546	34,833	34,833	34,307	32,369	30,216	30,216	24,251	Per Asset Detail
Non-operating depreciation	8,051	8,051	8,051	9,387	8,708	8,708	8,577	8,092	7,554	7,554	6,063	PY financials
	25%	25%	25%	25%	25%	25%	25%	25%	25%	25%	25%	
Insurance	27,863	25,808	24,370	25,763	22,926	22,926	22,230	22,765	21,400	21,313	20,560	
Non-operating	2,187	2,073	1,666	1,551	1,280	1,280	1,123	1,070	1,018	1,176	1,115	B
	25,676	23,735	22,704	24,212	21,647	21,647	21,108	21,696	20,382	20,137	19,445	
Building insurance 5805	8,747	8,293	6,665	6,205	5,118	5,118	4,490	4,278	4,073	4,704	4,459	
	2,187	2,073	1,666	1,551	1,280	1,280	1,123	1,070	1,018	1,176	1,115	
	25%	25%	25%	25%	25%	25%	25%	25%	25%	25%	25%	
Building Maintenance (5800, 5802, 5803, 5804, 5807, 5808, 5809, 5810)	44,012	37,406	35,108	83,689	29,946	27,582	36,498	21,342	18,458	16,404	18,190	
Non-operating	11,003	9,352	8,777	20,922	7,487	6,896	9,125	5,336	4,615	4,101	4,548	C
	25%	25%	25%	25%	25%	25%	25%	25%	25%	25%	25%	
Utilities (5801, 5811)	14,393	16,445	14,972	13,603	13,538	13,531	13,629	15,355	13,090	12,928	12,911	
Non-operating	3,598	4,111	3,743	3,401	3,385	3,383	3,407	3,839	3,273	3,232	3,228	D
	25%	25%	25%	25%	25%	25%	25%	25%	25%	25%	25%	
Building 58XX less 5805	58,405	53,851	50,079	97,292	43,484	41,113	50,126	36,698	31,548	29,332		
Less: Non-operating maintenance	(11,003)	(9,352)	(8,777)	(20,922)	(7,487)	(6,896)	(9,125)	(5,336)	(4,615)	(4,101)		
Less: Non-operating utilities	(3,598)	(4,111)	(3,743)	(3,401)	(3,385)	(3,383)	(3,407)	(3,839)	(3,273)	(3,232)		
	43,804	40,388	37,559	72,969	32,613	30,835	37,594	27,524	23,661	21,999		

North Carolina State Board of Certified Public Accountant Examiners
Operating Budget History

<u>Operating Budget</u>	<u>Approved Budget 2026-2027</u>	<u>Approved Budget 2025-2026</u>	<u>Approved Budget 2024-2025</u>	<u>Approved Budget 2023-2024</u>	<u>Approved Budget 2022-2023</u>
Revenues	\$ 3,226,100	\$ 2,951,625	\$ 2,852,075	\$ 2,706,825	\$ 2,679,725
Expenses:					
Salaries and Employee Benefits	1,421,700	1,368,800	1,366,800	1,292,581	1,232,278
Examination	1,250,000	1,025,000	925,000	800,000	800,000
Office	147,450	132,450	129,950	128,250	134,850
Postage and Printing	42,600	34,600	45,500	81,400	73,200
Travel	90,190	112,930	110,955	117,655	98,790
Maintenance and Computer Support	53,400	51,300	66,000	53,000	142,200
Depreciation and SBITA Amortization	191,200	187,300	165,000	148,000	45,000
Legal and Investigative Costs	76,850	75,500	77,500	75,500	72,000
Insurance	29,000	27,000	27,000	27,000	26,000
Dues and Subscriptions	21,000	23,000	20,000	18,000	17,000
Building	66,500	60,000	55,200	52,200	89,400
Total	3,389,890	3,097,880	2,988,905	2,793,586	2,730,718
Operating Income	\$ (163,790)	\$ (146,255)	\$ (136,830)	\$ (86,761)	\$ (50,993)
Total Non-Operating Revenues	137,880	113,350	119,440	12,821	(32,630)
Estimated Change in Net Assets	\$ (25,910)	\$ (32,905)	\$ (17,390)	\$ (73,940)	\$ (83,623)

<u>Operating Budget</u>	<u>Approved Budget 2026-2027</u>	<u>Approved Budget 2025-2026</u>	<u>Approved Budget 2024-2025</u>	<u>Approved Budget 2023-2024</u>	<u>Approved Budget 2022-2023</u>	<u>2026-2027 \$ Change</u>
Revenues	\$ 3,226,100 19.18%	\$ 2,951,625 3.49%	\$ 2,852,075 5.37%	\$ 2,706,825 1.01%	\$ 2,679,725 -0.19%	274,475
Expenses:						
Salaries and Employee Benefits	1,421,700 3.86%	1,368,800 0.15%	1,366,800 5.74%	1,292,581 4.89%	1,232,278 1.69%	52,900
Examination	1,250,000 21.95%	1,025,000 10.81%	925,000 15.63%	800,000 0.00%	800,000 -5.88%	225,000
Office	147,450 11.33%	132,450 1.92%	129,950 1.33%	128,250 -4.89%	134,850 25.38%	15,000
Postage and Printing	42,600 23.12%	34,600 -23.96%	45,500 -44.10%	81,400 11.20%	73,200 4.57%	8,000
Travel	90,190 -20.14%	112,930 1.78%	110,955 -5.69%	117,655 19.10%	98,790 35.91%	(22,740)
Maintenance and Computer Support	53,400 4.09%	51,300 -22.27%	66,000 24.53%	53,000 -62.73%	142,200 42.20%	2,100
Depreciation	191,200 2.08%	187,300 13.52%	165,000 11.49%	148,000 228.89%	45,000 0.00%	3,900
Legal and Investigative Costs	76,850 1.79%	75,500 -2.58%	77,500 2.65%	75,500 4.86%	72,000 -36.00%	1,350
Insurance	29,000 7.41%	27,000 0.00%	27,000 0.00%	27,000 3.85%	26,000 6.12%	2,000
Dues and Subscriptions	21,000 -8.70%	23,000 15.00%	20,000 11.11%	18,000 5.88%	17,000 17.24%	(2,000)
Building	66,500 10.83%	60,000 8.70%	55,200 5.75%	52,200 -41.61%	89,400 97.35%	6,500
Total	3,389,890 9.43%	3,097,880 3.65%	2,988,905 6.99%	2,793,586 2.30%	2,730,718 2.89%	292,010
Operating Income (Loss)	\$ (163,790) 11.99%	\$ (146,255) 6.89%	\$ (136,830) 57.71%	\$ (86,761) 70.14%	\$ (50,993) -264.59%	(17,535)
Total Non-Operating Revenues	137,880 21.64%	113,350 -5.10%	119,440 -831.60%	12,821 139.29%	(32,630) -193.33%	24,530
Estimated Change in Net Assets	\$ (25,910)	\$ (32,905)	\$ (17,390)	\$ (73,940)	\$ (83,623)	6,995

North Carolina State Board of Certified Public Accountant Examiners
Budget History - Prior to Presentation Change to Match Financial Statements

	<i>Proposed Budget 2016-2017</i>	<i>Fiscal Year Budget 2015-2016</i>	<i>Fiscal Year Budget 2014-2015</i>	<i>Fiscal Year Budget 2013-2014</i>	<i>Fiscal Year Budget 2012-2013</i>	<i>Fiscal Year Budget 2011-2012</i>	<i>Fiscal Year Budget 2010-2011</i>
Operating Budget							
Revenues	\$ 3,078,985	\$ 2,797,364	\$ 2,731,395	\$ 2,782,204	\$ 2,853,054	\$ 2,845,688	\$ 2,672,502
Expenses:							
Personnel	1,317,013	1,285,576	1,290,674	1,268,114	1,292,764	1,149,809	1,053,035
Board & Legal	136,128	139,822	123,495	128,799	123,190	150,441	218,610
Office	370,240	365,000	329,300	321,800	303,000	311,825	318,350
Examination	1,101,800	1,001,400	926,400	1,001,400	1,078,300	1,154,000	1,150,000
Scholarship	0	11,000	11,000	10,000	11,000	0	0
Building	42,800	39,500	51,050	37,350	51,530	58,901	32,000
Other/Capital	128,445	41,250	17,500	32,635	5,000	11,300	10,000
Total	3,096,426	2,883,548	2,749,419	2,800,098	2,864,784	2,836,276	2,781,995
Estimated Change in Net Assets (Before Depreciation)	\$ (17,441)	\$ (86,184)	\$ (18,024)	\$ (17,894)	\$ (11,730)	\$ 9,412	\$ (109,493)

	<i>Proposed Budget 2016-2017</i>	<i>Fiscal Year Budget 2015-2016</i>	<i>Fiscal Year Budget 2014-2015</i>	<i>Fiscal Year Budget 2013-2014</i>	<i>Fiscal Year Budget 2012-2013</i>	<i>Fiscal Year Budget 2011-2012</i>	<i>Fiscal Year Budget 2010-2011</i>
Operating Budget							
Revenues	\$ 3,078,985	\$ 2,797,364	\$ 2,731,395	\$ 2,782,204	\$ 2,853,054	\$ 2,845,688	\$ 2,672,502
	10.07%	2.42%	-1.83%	-2.48%	0.26%	6.48%	
Expenses:							
Personnel	1,317,013	1,285,576	1,290,674	1,268,114	1,292,764	1,149,809	1,053,035
	2.45%	-0.39%	1.78%	-1.91%	12.43%	9.19%	
Board & Legal	136,128	139,822	123,495	128,799	123,190	150,441	218,610
	-2.64%	13.22%	-4.12%	4.55%	-18.11%	-31.18%	
Office	370,240	365,000	329,300	321,800	303,000	311,825	318,350
	1.44%	10.84%	2.33%	6.20%	-2.83%	-2.05%	
Examination	1,101,800	1,001,400	926,400	1,001,400	1,078,300	1,154,000	1,150,000
	10.03%	8.10%	-7.49%	-7.13%	-6.56%	0.35%	
Scholarship	0	11,000	11,000	10,000	10,000	0	0
	-100.00%	0.00%	10.00%	0.00%	100.00%	0.00%	
Building	42,800	39,500	51,050	37,350	51,530	58,901	32,000
	8.35%	-22.62%	36.68%	-27.52%	-12.51%	84.07%	
Other	128,445	41,250	17,500	32,635	5,000	11,300	10,000
	211.38%	135.71%	-46.38%	552.70%	-55.75%	13.00%	
Total	3,096,426	2,883,548	2,749,419	2,800,098	2,863,784	2,836,276	2,781,995
	7.38%	4.88%	-1.81%	-2.22%	0.97%	1.95%	
Estimated Change in Net Assets (Before Depreciation)	\$ (17,441)	\$ (86,184)	\$ (18,024)	\$ (17,894)	\$ (11,730)	\$ 9,412	\$ (109,493)



North Carolina State Board of Certified Public Accountant Examiners

May 18, 2026

Nominating Committee
National Association of State Boards of Accountancy
150 Fourth Ave North, Suite 700
Nashville, TN 37219

SENT VIA EMAIL ONLY: nominations@nasba.org

Dear Members of the Nominating Committee,

The North Carolina State Board of CPA Examiners is pleased to support Arthur M. Winstead, Jr., CPA, in his desire to continue serving on the National Association of State Boards of Accountancy (NASBA) Nominating Committee. Mr. Winstead's extensive leadership experience, longstanding commitment to the accounting profession, and deep understanding of regulatory governance make him exceptionally well qualified to continue contributing to this important committee.

Mr. Winstead served four terms on the North Carolina State Board of CPA Examiners. During his time on the Board, he was elected President twice, Vice President three times, and Treasurer twice. In addition, he provided leadership on multiple committees and task forces. Throughout Mr. Winstead's tenure, he demonstrated conscientious, dependable leadership and developed significant insight into the challenges and responsibilities boards of accountancy face in protecting the public interest.

In addition to his Board service, Mr. Winstead has made substantial contributions to the accounting profession at the national and international levels. For more than three decades, he led the accounting, auditing, and attestation practice at Davenport Marvin Joyce, & Co., LLP (now DMJPS, LLP), helping to shape and uphold high professional standards. His dedication to professional education and mentorship has positively influenced generations of CPAs.

Mr. Winstead's professional service includes a three-year term on the American Institute of Certified Public Accountants (AICPA) Auditing Standards Board, where he contributed to numerous task forces focused on risk assessment, internal control, and fair value considerations. His NASBA leadership experience includes service on the State Mobility, Regulatory Response, Global Standards, Relations with Member Boards, and Uniform Accountancy Act Committees; service as NASBA Middle Atlantic Regional Director; and membership on the NASBA Board of Directors.

He has also held leadership roles at CPAmerica International, including chairmanships of the Accounting and Auditing Executive Committee and the Continuing Professional Education Executive Committee. In addition, Mr. Winstead has served as a consulting and testifying expert witness in accounting, auditing, and financial matters for state and federal agencies and major law firms. He has authored numerous continuing professional education courses and publications covering accounting, auditing, fraud, and ethics.

The responsibilities of NASBA's Nominating Committee require sound judgment, integrity, leadership experience, and a thorough understanding of the profession and its regulatory environment. The Committee's role in evaluating and selecting candidates for NASBA leadership positions is critical to effective governance and the profession's continued advancement. Mr. Winstead's breadth of experience within NASBA, the AICPA, state regulatory leadership, and other professional organizations uniquely positions him to continue contributing to this process.

The Board firmly supports Mr. Winstead's continued service on the NASBA Nominating Committee and believes that his experience, professionalism, and longstanding dedication to the accounting profession will continue to benefit NASBA and its member boards.

Sincerely,

Jodi K. Kruse

Jodi K. Kruse (May 18, 2026 18:16:21 EDT)

Jodi K. Kruse, CPA
President

NORTH CAROLINA
WAKE COUNTY

BEFORE THE NORTH CAROLINA STATE BOARD OF
CERTIFIED PUBLIC ACCOUNTANT EXAMINERS
CASE #s C2025227-1/2

IN THE MATTER OF:
Tom R. Blacka, CPA, #3415
Blacka Jessup & Henderson LLP
Respondents

CONSENT ORDER

THIS CAUSE, coming before the North Carolina State Board of CPA Examiners ("Board") at its offices at 1101 Oberlin Road, Raleigh, Wake County, North Carolina, with a quorum present. Pursuant to N. C. Gen. Stat. § 150B-41, the Board and the Respondents stipulate to the following:

1. Tom R. Blacka, CPA (hereinafter "Respondent"), is the holder of North Carolina certificate number 3415 as a Certified Public Accountant.
2. Blacka Jessup & Henderson LLP (hereinafter "Respondent Firm"), is a registered certified public accounting firm in North Carolina. Hereinafter, the Respondent and the Respondent Firm are collectively referred to as the "Respondents."
3. The Respondent has held a certificate as a North Carolina Certified Public Accountant since 1969. For the entirety of the period since 1969, the Respondent has practiced as a North Carolina Certified Public Accountant without any complaints, disciplinary actions, or referrals to the Board. For more than twenty of those years, the Respondent conducted ERISA audits.
4. On November 21, 2025, the Board staff received a referral from the United States Department of Labor (hereinafter "DOL") alleging that an ERISA audit prepared by the Respondent Firm (the "Audit") had not been prepared in accordance with all applicable standards.
5. The Board staff requested and reviewed the workpapers related to the Audit. Respondents performed portions of the Audit with the assistance of a long-term independent CPA contractor who maintains his own public accounting practice and specializes in ERISA audit engagements. The Board staff's review indicated that many of the issues with the Audit cited by the DOL originated from those portions of the Audit.

Consent Order - 2
Tom R. Blacka, CPA
Blacka Jessup & Henderson LLP

6. Following the DOL referral, the Respondents cooperated with the Board's investigation, provided all requested documentation, and voluntarily agreed to discontinue services subject to peer review.
7. The Respondents wish to resolve this matter by consent and agree that the Board staff and counsel may discuss this Consent Order with the Board *ex parte*, whether or not the Board accepts this Consent Order as written. The Respondents understand and agree that this Consent Order is subject to review and approval by the Board and is not effective until approved by the Board at a duly constituted Board Meeting.

BASED upon the foregoing, the Board makes the following Conclusions of Law:

1. The Respondents are subject to the provisions of Chapter 93 of the North Carolina General Statutes and Title 21, Chapter 08 of the North Carolina Administrative Code, including the Rules of Professional Ethics and Conduct promulgated and adopted therein by the Board.
2. By virtue of the facts set forth above, the Respondents violated Rule 21 NCAC 08N .0403.
3. Per N.C. Gen. Stat. § 93-12(9), and also by virtue of the Respondents' consent to this order, the Respondents are subject to the discipline set forth below.

BASED on the foregoing and in lieu of further proceedings, the Board and the Respondents agree to the following Order:

1. The Respondents are hereby censured.
2. The Respondent Firm will no longer perform services subject to peer review.
3. Should the Respondent Firm choose to perform services subject to peer review in the future, then:
 - a. The Respondent Firm needs to inform the Board of its decision to engage in those services so that the Board's pre-issuance review procedures can be initiated;
 - b. The pre-issuance review shall be conducted by a CPA approved by the Board and shall continue until the Respondent Firm is released from the pre-issuance review requirement by the Board; and

Consent Order - 3
Tom R. Blacka, CPA
Blacka Jessup & Henderson LLP

- c. Each staff member participating in engagements subject to peer review must take four (4) hours of group study A&A CPE annually in the selected service area until the Respondent Firm receives a "pass" or a "pass with deficiencies" on a peer review.

CONSENTED TO THIS THE 13th DAY OF May, 2026.
(Day) (Month) (Year)

Blacka Jessup & Henderson LLP

Respondent

Tom R. Blacka

Individual authorized to sign on behalf of Respondent Firm

APPROVED BY THE BOARD THIS THE 18 DAY OF MAY, 2026.
(Day) (Month) (Year)

NORTH CAROLINA STATE BOARD OF CERTIFIED
PUBLIC ACCOUNTANT EXAMINERS



BY:

Jodi K. Kause

President

Financial Highlights
For the Two Month Period Ended May 31, 2026
Compared to the Two Month Period Ended May 31, 2025

	Budget Var.	May-26	May-25	Inc. (Dec.)
Total Revenue	\$ (74,938.47)	\$ 912,724.85	\$ 914,037.82	\$ (1,312.97)
■ Total Operating Revenue	\$ (64,693.64)	\$ 904,323.02	\$ 901,380.12	\$ 2,942.90
❖ Total Net Non Operating Revenue	\$ (10,244.83)	\$ 8,401.83	\$ 12,657.70	\$ (4,255.87)
○ Total Expenses	\$ 7,615.04	\$ 583,206.90	\$ 582,743.24	\$ 463.66
Increase(Dec.) Net Assets for Period		\$ 329,517.95	\$ 331,294.58	\$ (1,776.63)
Total Checking and Savings		\$ 1,942,057.07	\$ 1,999,664.25	\$ (57,607.18)
Total Assets		\$ 5,913,264.40	\$ 5,620,703.96	\$ 292,560.44
Full-Time/Part-time Employees		11/0	11/0	

Budget:

- Operating revenue was \$65,000 under budget. Certificate fee revenue decreased (-\$126k) along with an increase of (+\$61k) related to exam fee revenue.
- ❖ Non-Operating revenue was \$11,000 under budget related to interest earnings. This is a result of reversal entries posted related to Board investment accounts for year-end presentation.
- Expenses were over budget by \$8,000. Exam costs were over by \$38k; offset by office expense (-\$4k), building expenses (-\$5k), legal expenses (-\$7k - timing), and payroll costs (-6k).

Actual:

- Total operating revenue increased from prior year by \$3,000. Certificate fees up by (+\$18k - due to timing) whereas exam fee revenue is down by (-16k - implementation)
- ❖ Total net non-operating revenue decreased this period compared to prior by \$4,000 primarily due the effects of reversal AJEs related to investment presentations for year-end
- Total expenses were consistent with the prior year, only moderations in the various categories.

North Carolina State Board of CPA Examiners

Statement of Net Position

As of May 31, 2026

	TOTAL	
	AS OF MAY 31, 2026	AS OF MAY 31, 2025 (PY)
ASSETS		
Current Assets		
Checking/Savings		
1020 Truist Checking Acct	265,045.16	270,871.22
1021 Truist Savings Account	5,081.16	5,080.68
1030 Truist Payroll Acct	257.35	100.00
1076 Pinnacle - MMA	1,242,828.06	1,306,120.18
1078 Pinnacle - ICS	428,845.34	417,492.17
Total Checking/Savings	\$1,942,057.07	\$1,999,664.25
Other Current Assets		
1050 CD Investments - Current	0.00	354,651.00
1110 Accrued CD Interest	0.00	2,590.19
1120 Accounts Receivable	310.00	723.86
1130 Lease Receivable - Current	51,881.00	50,350.00
Total Other Current Assets	\$52,191.00	\$408,315.05
Total Current Assets	\$1,994,248.07	\$2,407,979.30
Fixed Assets		
1300 Building	985,976.03	985,976.03
1305 Land	300,000.00	300,000.00
1310 Furniture	61,443.00	61,443.00
1320 Equipment	123,268.77	138,723.38
1325 Data Base Software	267,843.86	180,336.18
1330 Capital Improvements	163,679.96	163,679.96
1335 GL Software Subscription	126,388.00	122,513.00
1390 Accumulated Depreciation	-1,031,567.29	-974,138.63
Total Fixed Assets	\$997,032.33	\$978,532.92
Other Assets		
1080 Wells Fargo Advisors Investment	2,412,813.00	1,692,109.00
1081 Raymond James Investment	451,184.00	432,214.74
1180 Lease Receivable - LT	57,987.00	109,868.00
Total Other Assets	\$2,921,984.00	\$2,234,191.74
TOTAL ASSETS	\$5,913,264.40	\$5,620,703.96

North Carolina State Board of CPA Examiners

Statement of Net Position

As of May 31, 2026

	TOTAL	
	AS OF MAY 31, 2026	AS OF MAY 31, 2025 (PY)
LIABILITIES & NET ASSETS		
Liabilities		
Current Liabilities		
Other Current Liabilities		
2005 Due to Exam Vendors	428,722.17	336,969.45
2011 Accounts Payable Other	2,500.00	2,500.00
2013 GL Software Subscription Payable	126,388.00	122,513.00
2015 Compensated Absences - Current	42,054.17	48,461.17
Total Other Current Liabilities	\$599,664.34	\$510,443.62
Total Current Liabilities	\$599,664.34	\$510,443.62
Long-Term Liabilities		
2020 Compensated Absences - LT	107,924.27	93,478.27
2310 Deferred Inflow of Resources	109,868.00	160,218.00
Total Long-Term Liabilities	\$217,792.27	\$253,696.27
Total Liabilities	\$817,456.61	\$764,139.89
Net Assets		
3010 Net Assets Invest in Cap Assets	997,032.33	978,532.92
3020 Designated for Capital Assets	100,000.00	100,000.00
3031 Designated-Operating Expenses	300,000.00	300,000.00
3040 Designated for Litigation	1,000,000.00	1,000,000.00
3900 Net Assets Undesignated	2,369,257.51	2,146,736.57
Change in Net Assets	329,517.95	331,294.58
Total Net Assets	\$5,095,807.79	\$4,856,564.07
TOTAL LIABILITIES & NET ASSETS	\$5,913,264.40	\$5,620,703.96

North Carolina State Board of CPA Examiners
Statement of Revenues and Expenses - Year-To-Date Comparison
April - May, 2026

	TOTAL	
	APR - MAY, 2026	APR - MAY, 2025 (PY)
Income		
Certificate Fees		
4110 Certificates - Initial	10,200.00	7,500.00
4120 Certificates - Reciprocal	4,700.00	3,800.00
4140 Certificates - Renewal Fees	545,460.00	530,760.00
4150 Certificates - Reinst/Revoked	100.00	100.00
4151 Certificates - Reinst/Surr	400.00	400.00
Total Certificate Fees	560,860.00	542,560.00
Exam Fee Revenue		
4001 Initial Adm Fees	43,470.00	37,490.00
4002 Re-Exam Adm Fees	37,875.00	42,525.00
4004 Exam Fees Revenue	265,439.43	283,674.72
4072 Exam Scholarship Coupon	-4,972.41	-5,764.60
Total Exam Fee Revenue	341,812.02	357,925.12
Misc		
4970 Duplicate Certificates	200.00	150.00
4990 Miscellaneous	451.00	75.00
Total Misc	651.00	225.00
Professional Corporation Fees		
4250 PC Registration Fees	950.00	600.00
4251 PC Renewal Fees		50.00
4252 PC Renewal Fees W/Penalties	50.00	20.00
Total Professional Corporation Fees	1,000.00	670.00
Total Income	\$904,323.02	\$901,380.12
Expenses		
5920 Funded Depreciation	12,000.00	10,800.00
6690 Over & Short		23.82
Board Travel		
5120 Board Travel - Board Meetings	1,447.53	3,284.90
5123 Board Travel - NASBA Regional	5,386.16	4,737.98
5129 Miscellaneous Board Costs		257.52
5131 Board Travel - Outside Legal	795.00	795.00
Total Board Travel	7,628.69	9,075.40
Building Expenses		
5800 Building Maintenance		-4,965.85
5801 Electricity	960.47	1,059.06
5802 Grounds Maintenance	3,152.00	4,170.72
5807 Janitorial Maintenance	3,150.00	1,710.00

North Carolina State Board of CPA Examiners
Statement of Revenues and Expenses - Year-To-Date Comparison
 April - May, 2026

	TOTAL	
	APR - MAY, 2026	APR - MAY, 2025 (PY)
5810 Trash Collection	264.90	403.33
5811 Water & Sewer	141.64	0.00
Total Building Expenses	7,669.01	2,377.26
Continuing Education -Staff		
5050 Continuing Education - Staff	436.00	30.00
Total Continuing Education -Staff	436.00	30.00
Exam Postage		
5531 Exam Postage	120.00	
Total Exam Postage	120.00	
Exam Sitting and Grading		
5538 Exam Vendor Expense	244,832.69	264,802.96
5539 Exam Vendor Accommodations	1,353.00	495.00
Total Exam Sitting and Grading	246,185.69	265,297.96
Fringe Benefits		
5031 Retirement - NCLB Contribution	10,298.45	9,845.65
5033 Retirement - NCLB Administr	-477.96	68.49
5035 Health Ins. Premiums	24,933.60	22,872.49
5036 Medical Reim Plan	5,180.67	7,177.55
Total Fringe Benefits	39,934.76	39,964.18
Investigation & Hearing Costs		
5222 Investigation Materials	389.00	368.00
5230 Hearing Costs	0.00	135.00
5260 Civil Penalties Assessed	-1,000.00	0.00
Total Investigation & Hearing Costs	-611.00	503.00
Legal Expense		
5140 Legal Counsel - Administrative	5,611.69	5,480.17
Total Legal Expense	5,611.69	5,480.17
Misc Personnel		
5092 Misc. Personnel Costs	203.45	81.57
Total Misc Personnel	203.45	81.57
Office Expense		
5320 Payroll Service	335.56	319.58
5360 Telephone	676.55	1,030.05
5361 Internet & Website	653.40	653.40
5400 Computer Prog/Assistance	150.00	150.00
5405 Computer Software Maintenance	54,705.32	45,074.44
5410 Dues	380.00	910.00
5420 Insurance		282.00
5440 Misc Office Expense	270.00	270.00

North Carolina State Board of CPA Examiners

Statement of Revenues and Expenses - Year-To-Date Comparison

April - May, 2026

	TOTAL	
	APR - MAY, 2026	APR - MAY, 2025 (PY)
5445 Banking Fees	232.56	202.83
5450 Credit Card Fees	11,749.12	9,896.73
Total Office Expense	69,152.51	58,789.03
Per Diem - Board		
5110 Per Diem - Board Meetings	1,000.00	2,000.00
5114 Per Diem - NASBA Committees		300.00
Total Per Diem - Board	1,000.00	2,300.00
Postage		
5340 Postage - Other	550.00	
5342 Postage - Business Reply	520.00	350.00
5343 Postage - Renewal	180.00	
5345 Postage - UPS		3,500.00
Total Postage	1,250.00	3,850.00
Printing		
5330 Printing - Other		1,066.27
5332 Printing - Certificates	175.00	392.00
Total Printing	175.00	1,458.27
Repairs & Maintenance		
5381 Maintenance - Copiers	279.20	605.03
5383 Maintenance - Postage	2,092.31	1,969.31
Total Repairs & Maintenance	2,371.51	2,574.34
Salaries & Payroll Taxes		
5010 Staff Salaries	171,642.37	164,095.26
5030 FICA Taxes	13,130.61	12,553.23
Total Salaries & Payroll Taxes	184,772.98	176,648.49
Staff Travel		
5061 Staff Travel - Prof Mtgs	346.21	130.20
5071 Staff Travel - NASBA Regional	2,162.50	1,998.97
5072 Staff Travel - NASBA ED/Legal	0.00	106.00
Total Staff Travel	2,508.71	2,235.17
Subscriptions/References		
5370 Subscriptions/References	1,867.86	65.00
Total Subscriptions/References	1,867.86	65.00
Supplies		
5350 Supplies - Office	614.72	846.58
5352 Supplies - Computer	315.32	343.00
Total Supplies	930.04	1,189.58
Total Expenses	\$583,206.90	\$582,743.24
NET ORDINARY INCOME	\$321,116.12	\$318,636.88

North Carolina State Board of CPA Examiners
Statement of Revenues and Expenses - Year-To-Date Comparison
 April - May, 2026

	TOTAL	
	APR - MAY, 2026	APR - MAY, 2025 (PY)
Other Income		
8200 Rental Income	8,963.06	8,702.00
Interest Income		
8500 Interest Income - MMAs	-561.31	3,679.21
8510 Interest Income - CDs	0.08	276.49
Total Interest Income	-561.23	3,955.70
Total Other Income	\$8,401.83	\$12,657.70
NET OTHER INCOME	\$8,401.83	\$12,657.70
CHANGE IN NET ASSETS	\$329,517.95	\$331,294.58

North Carolina State Board of CPA Examiners

Statement of Revenues & Expenses - Budget vs Actuals

April - May, 2026

	TOTAL		
	ACTUAL	BUDGET	OVER BUDGET
Income			
Certificate Fees			
4110 Certificates - Initial	10,200.00	8,750.00	1,450.00
4120 Certificates - Reciprocal	4,700.00	5,333.34	-633.34
4140 Certificates - Renewal Fees	545,460.00	672,000.00	-126,540.00
4150 Certificates - Reinst/Revoked	100.00	291.66	-191.66
4151 Certificates - Reinst/Surr	400.00	708.34	-308.34
Total Certificate Fees	560,860.00	687,083.34	-126,223.34
Exam Fee Revenue			
4001 Initial Adm Fees	43,470.00	36,416.66	7,053.34
4002 Re-Exam Adm Fees	37,875.00	31,250.00	6,625.00
4004 Exam Fees Revenue	265,439.43	220,833.34	44,606.09
4072 Exam Scholarship Coupon	-4,972.41	-7,650.00	2,677.59
Total Exam Fee Revenue	341,812.02	280,850.00	60,962.02
Misc			
4970 Duplicate Certificates	200.00	0.00	200.00
4990 Miscellaneous	451.00	166.66	284.34
Total Misc	651.00	166.66	484.34
Professional Corporation Fees			
4250 PC Registration Fees	950.00	916.66	33.34
4252 PC Renewal Fees W/Penalties	50.00	0.00	50.00
Total Professional Corporation Fees	1,000.00	916.66	83.34
Total Income	\$904,323.02	\$969,016.66	\$ -64,693.64
Expenses			
5920 Funded Depreciation	12,000.00	10,800.00	1,200.00
Board Travel			
5120 Board Travel - Board Meetings	1,447.53	1,940.00	-492.47
5123 Board Travel - NASBA Regional	5,386.16	5,400.00	-13.84
5125 Board Travel - AICPA Council		850.00	-850.00
5131 Board Travel - Outside Legal	795.00	0.00	795.00
Total Board Travel	7,628.69	8,190.00	-561.31
Building Expenses			
5800 Building Maintenance		4,000.00	-4,000.00
5801 Electricity	960.47	2,333.34	-1,372.87
5802 Grounds Maintenance	3,152.00	3,000.00	152.00
5807 Janitorial Maintenance	3,150.00	2,333.34	816.66
5809 Security & Fire Alarm		433.34	-433.34
5810 Trash Collection	264.90	416.66	-151.76
5811 Water & Sewer	141.64	300.00	-158.36
Total Building Expenses	7,669.01	12,816.68	-5,147.67
Continuing Education -Staff			

North Carolina State Board of CPA Examiners

Statement of Revenues & Expenses - Budget vs Actuals

April - May, 2026

	TOTAL		
	ACTUAL	BUDGET	OVER BUDGET
5050 Continuing Education - Staff	436.00	416.66	19.34
Total Continuing Education -Staff	436.00	416.66	19.34
Exam Postage			
5531 Exam Postage	120.00	166.66	-46.66
Total Exam Postage	120.00	166.66	-46.66
Exam Sitting and Grading			
5538 Exam Vendor Expense	244,832.69	208,333.34	36,499.35
5539 Exam Vendor Accommodations	1,353.00	0.00	1,353.00
Total Exam Sitting and Grading	246,185.69	208,333.34	37,852.35
Fringe Benefits			
5031 Retirement - NCLB Contribution	10,298.45	10,625.75	-327.30
5033 Retirement - NCLB Administr	-477.96	1,425.00	-1,902.96
5035 Health Ins. Premiums	24,933.60	23,666.66	1,266.94
5036 Medical Reim Plan	5,180.67	5,500.00	-319.33
Total Fringe Benefits	39,934.76	41,217.41	-1,282.65
Investigation & Hearing Costs			
5222 Investigation Materials	389.00	750.00	-361.00
5230 Hearing Costs	0.00	833.34	-833.34
5250 Administrative Cost Assessed		-416.66	416.66
5260 Civil Penalties Assessed	-1,000.00	-1,250.00	250.00
Total Investigation & Hearing Costs	-611.00	-83.32	-527.68
Legal Expense			
5140 Legal Counsel - Administrative	5,611.69	11,225.00	-5,613.31
5211 Legal Counsel - Litigation		1,666.66	-1,666.66
Total Legal Expense	5,611.69	12,891.66	-7,279.97
Misc Personnel			
5092 Misc. Personnel Costs	203.45	833.34	-629.89
Total Misc Personnel	203.45	833.34	-629.89
Office Expense			
5301 Equipment Rent		25.00	-25.00
5320 Payroll Service	335.56	350.00	-14.44
5360 Telephone	676.55	833.34	-156.79
5361 Internet & Website	653.40	666.66	-13.26
5400 Computer Prog/Assistance	150.00	166.66	-16.66
5405 Computer Software Maintenance	54,705.32	52,660.70	2,044.62
5410 Dues	380.00	1,875.00	-1,495.00
5440 Misc Office Expense	270.00	166.66	103.34
5445 Banking Fees	232.56	500.00	-267.44
5448 Interest Expense - GL Software		633.34	-633.34
5450 Credit Card Fees	11,749.12	15,000.00	-3,250.88
Total Office Expense	69,152.51	72,877.36	-3,724.85
Per Diem - Board			

North Carolina State Board of CPA Examiners

Statement of Revenues & Expenses - Budget vs Actuals

April - May, 2026

	TOTAL		
	ACTUAL	BUDGET	OVER BUDGET
5110 Per Diem - Board Meetings	1,000.00	2,125.00	-1,125.00
5111 Per Diem - Prof Meetings		583.34	-583.34
5116 Per Diem - NCACPA Annual		950.00	-950.00
5117 Per Diem - NCACPA/Board		116.67	-116.67
5119 Per Diem - Miscellaneous		116.67	-116.67
Total Per Diem - Board	1,000.00	3,891.68	-2,891.68
Postage			
5340 Postage - Other	550.00	500.00	50.00
5342 Postage - Business Reply	520.00	266.66	253.34
5343 Postage - Renewal	180.00	166.66	13.34
5345 Postage - UPS		4,666.66	-4,666.66
Total Postage	1,250.00	5,599.98	-4,349.98
Printing			
5330 Printing - Other		750.00	-750.00
5332 Printing - Certificates	175.00	583.34	-408.34
Total Printing	175.00	1,333.34	-1,158.34
Repairs & Maintenance			
5381 Maintenance - Copiers	279.20	500.00	-220.80
5383 Maintenance - Postage	2,092.31	500.00	1,592.31
Total Repairs & Maintenance	2,371.51	1,000.00	1,371.51
Salaries & Payroll Taxes			
5010 Staff Salaries	171,642.37	177,126.96	-5,484.59
5030 FICA Taxes	13,130.61	13,546.75	-416.14
Total Salaries & Payroll Taxes	184,772.98	190,673.71	-5,900.73
Staff Travel			
5061 Staff Travel - Prof Mtgs	346.21	0.00	346.21
5071 Staff Travel - NASBA Regional	2,162.50	0.00	2,162.50
Total Staff Travel	2,508.71	0.00	2,508.71
Subscriptions/References			
5370 Subscriptions/References	1,867.86	2,300.00	-432.14
Total Subscriptions/References	1,867.86	2,300.00	-432.14
Supplies			
5350 Supplies - Office	614.72	1,183.34	-568.62
5351 Supplies - Copier		158.34	-158.34
5352 Supplies - Computer	315.32	158.34	156.98
5355 Expendable Equipment		833.34	-833.34
Total Supplies	930.04	2,333.36	-1,403.32
Total Expenses	\$583,206.90	\$575,591.86	\$7,615.04
NET OPERATING INCOME	\$321,116.12	\$393,424.80	\$ -72,308.68
Other Income			
8200 Rental Income	8,963.06	8,646.66	316.40

North Carolina State Board of CPA Examiners

Statement of Revenues & Expenses - Budget vs Actuals

April - May, 2026

		TOTAL	
	ACTUAL	BUDGET	OVER BUDGET
Interest Income			
8500 Interest Income - MMAs	-561.31	10,000.00	-10,561.31
8510 Interest Income - CDs	0.08	0.00	0.08
Total Interest Income	-561.23	10,000.00	-10,561.23
Total Other Income	\$8,401.83	\$18,646.66	\$ -10,244.83
NET OTHER INCOME	\$8,401.83	\$18,646.66	\$ -10,244.83
CHANGE IN NET ASSETS	\$329,517.95	\$412,071.46	\$ -82,553.51

Discussion Only

II. Legislative and Rulemaking Items

A. Update on Rules

Discussion Only

III. National Organization Items

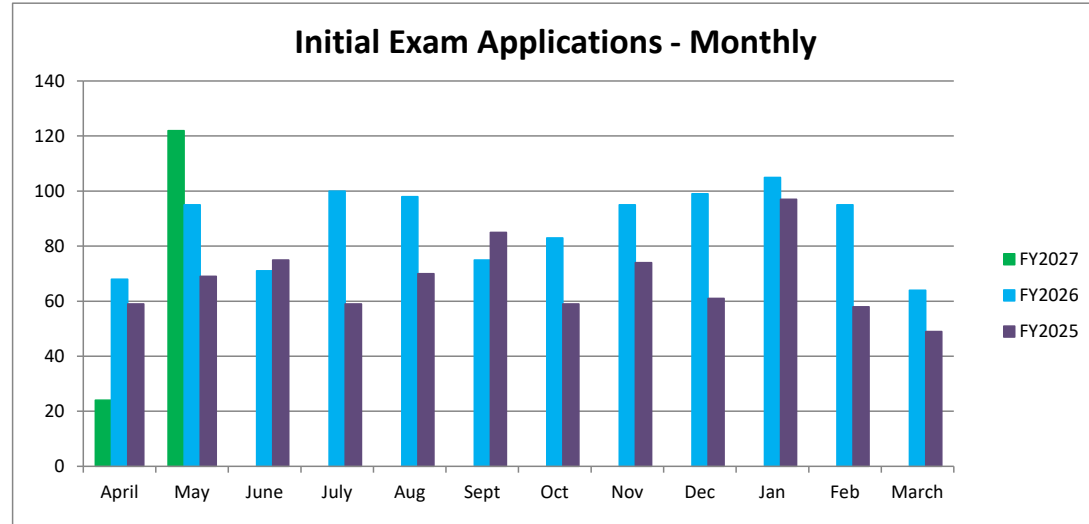
A. NASBA Committee Reports

None

IV. State and Local Organization Items

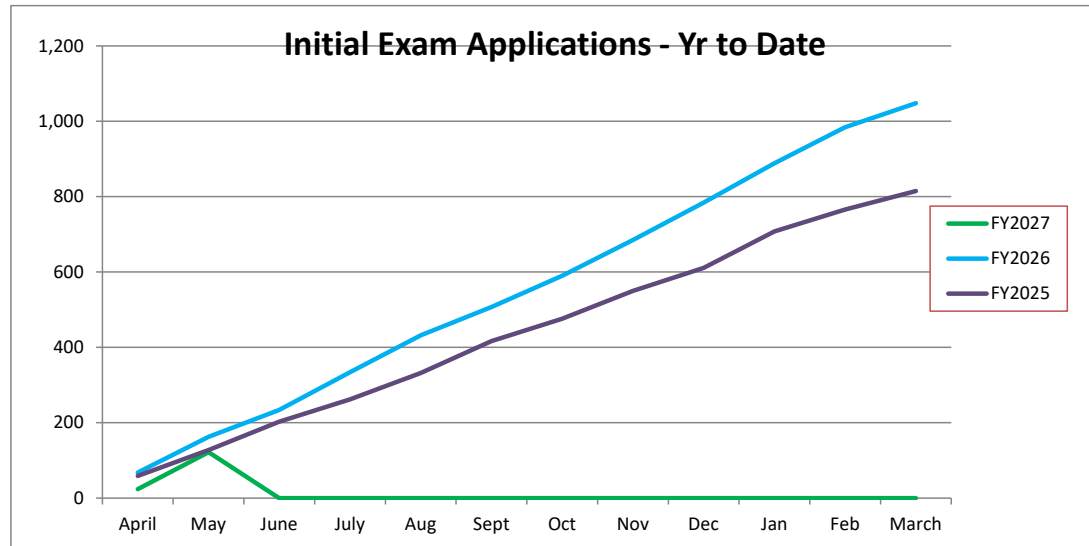
NC State Board of CPA Examiners Monthly and Year-to-Date Operational Metrics

Exam Applications					
IntEx	2027	2026	2025	2024	2023
Mth	#	#	#	#	#
April	24	68	59	55	21
May	122	95	69	78	84
June	0	71	75	99	84
July	0	100	59	61	67
Aug	0	98	70	132	56
Sept	0	75	85	128	57
Oct	0	83	59	98	80
Nov	0	95	74	38	87
Dec	0	99	61	29	63
Jan	0	105	97	74	75
Feb	0	95	58	56	46
March	0	64	49	33	49
Avg	73	87	68	73	64



April 2026 Agency Transformation

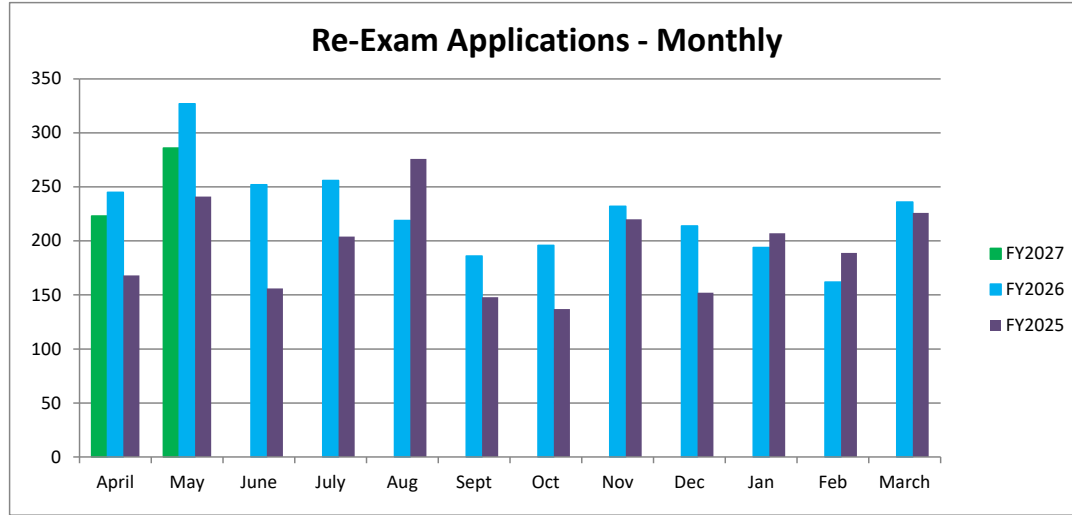
Exam Applications					
IntEx	2027	2026	2025	2024	2023
Mth	Sum	Sum	Sum	Sum	Sum
April	24	68	59	55	21
May	122	163	128	133	105
June	0	234	203	232	189
July	0	334	262	293	256
Aug	0	432	332	425	312
Sept	0	507	417	553	369
Oct	0	590	476	651	449
Nov	0	685	550	689	536
Dec	0	784	611	718	599
Jan	0	889	708	792	674
Feb	0	984	766	848	720
March	0	1048	815	881	769



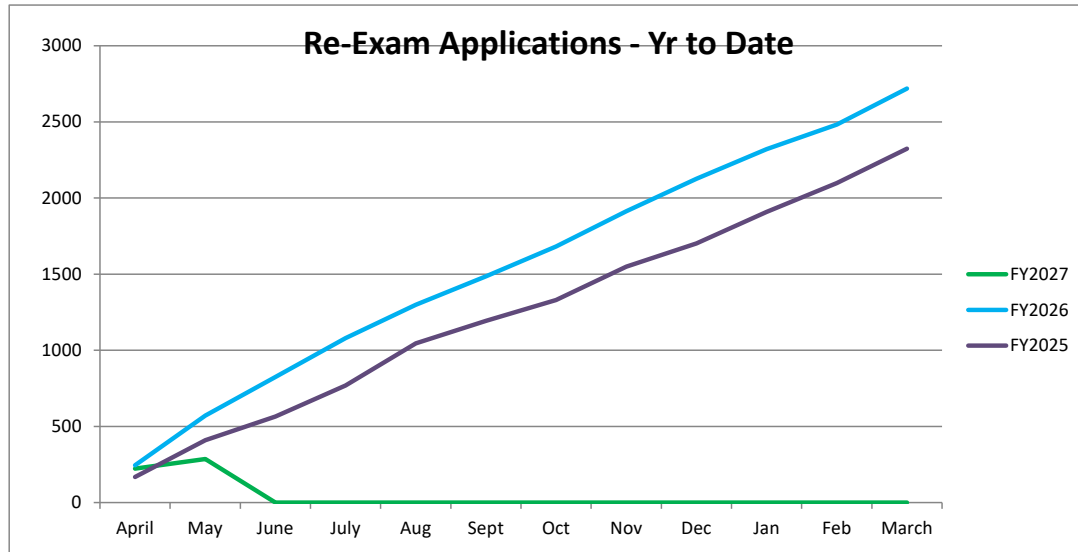
NC State Board of CPA Examiners Monthly and Year-to-Date Operational Metrics

Exam Applications					
Re-Ex	2027	2026	2025	2024	2023
Mth	#	#	#	#	#
April	223	245	168	168	131
May	286	327	241	208	178
June	0	252	156	262	172
July	0	256	204	222	187
Aug	0	219	276	285	187
Sept	0	186	148	242	140
Oct	0	196	137	269	149
Nov	0	232	220	147	169
Dec	0	214	152	119	142
Jan	0	194	207	227	156
Feb	0	162	189	154	141
March	0	236	226	111	192

Avg	255	227	194	201	162
-----	-----	-----	-----	-----	-----

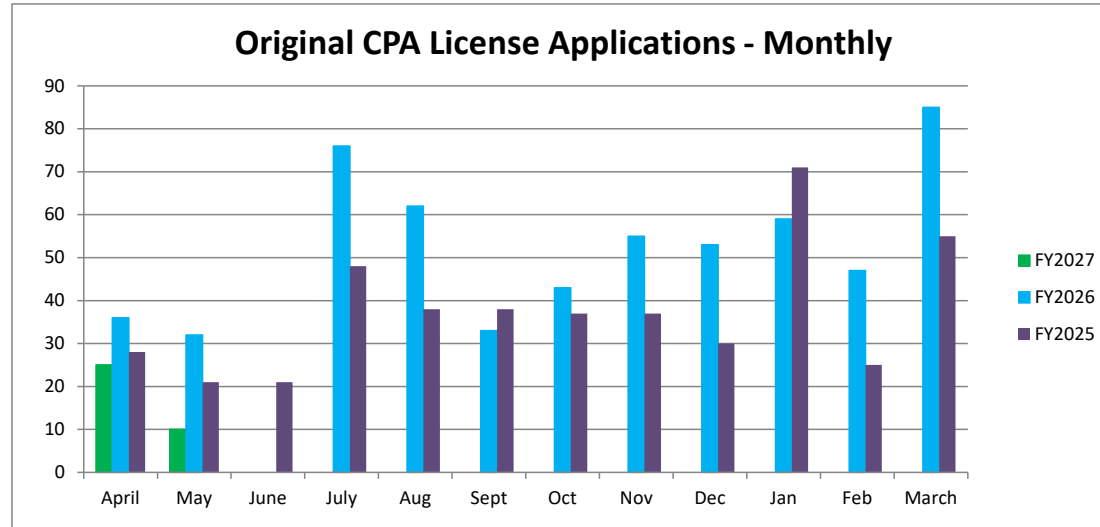


Exam Applications					
Re-Ex	2027	2026	2025	2024	2023
Mth	Sum	Sum	Sum	Sum	Sum
April	223	245	168	168	131
May	286	572	409	376	309
June	0	824	565	638	481
July	0	1080	769	860	668
Aug	0	1299	1045	1145	855
Sept	0	1485	1193	1387	995
Oct	0	1681	1330	1656	1144
Nov	0	1913	1550	1803	1313
Dec	0	2127	1702	1922	1455
Jan	0	2321	1909	2149	1611
Feb	0	2483	2098	2303	1752
March	0	2719	2324	2414	1944

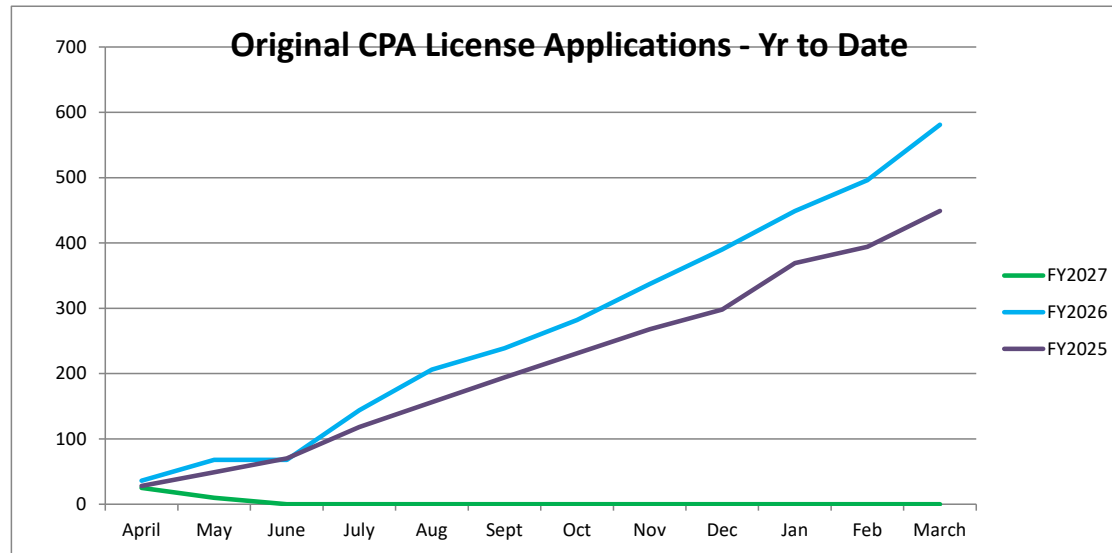


NC State Board of CPA Examiners Monthly and Year-to-Date Operational Metrics

License Applications					
OrgL	2027	2026	2025	2024	2023
Mth	#	#	#	#	#
April	25	36	28	47	44
May	10	32	21	27	39
June	0	0	21	20	22
July	0	76	48	62	50
Aug	0	62	38	52	57
Sept	0	33	38	33	30
Oct	0	43	37	61	34
Nov	0	55	37	62	47
Dec	0	53	30	41	38
Jan	0	59	71	43	44
Feb	0	47	25	64	32
March	0	85	55	28	40
Avg	18	48	37	45	40

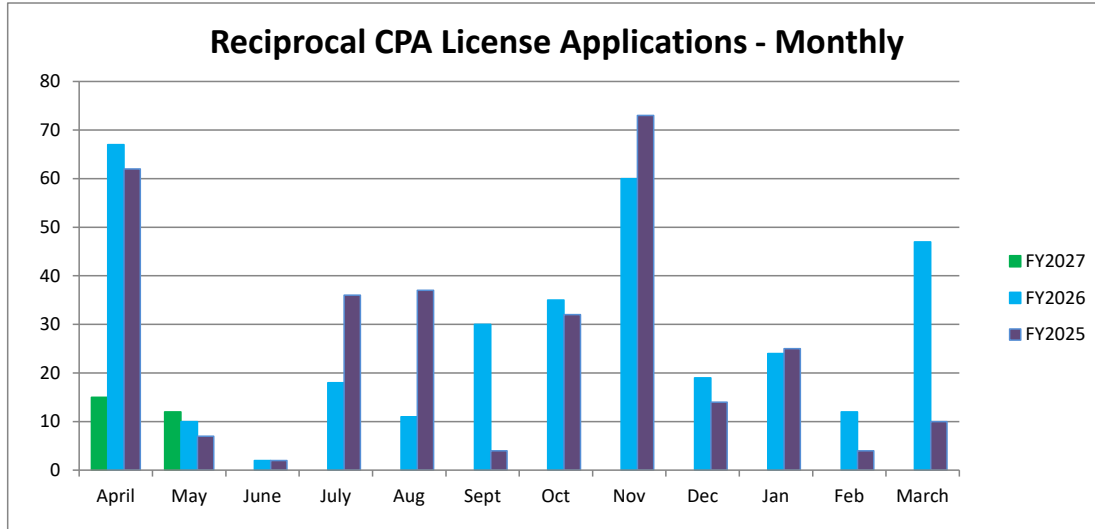


License Applications					
OrgL	2027	2026	2025	2024	2023
Mth	Sum	Sum	Sum	Sum	Sum
April	25	36	28	47	44
May	10	68	49	74	83
June	0	68	70	94	105
July	0	144	118	156	155
Aug	0	206	156	208	212
Sept	0	239	194	241	242
Oct	0	282	231	302	276
Nov	0	337	268	364	323
Dec	0	390	298	405	361
Jan	0	449	369	448	405
Feb	0	496	394	512	437
March	0	581	449	540	477

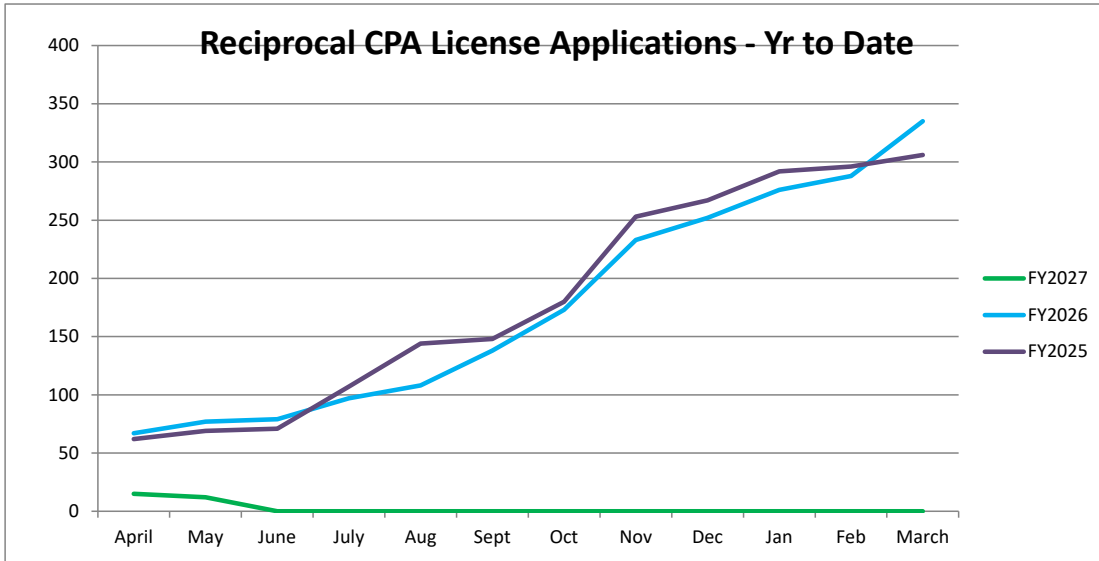


NC State Board of CPA Examiners Monthly and Year-to-Date Operational Metrics

License Applications					
Recp	2027	2026	2025	2024	2023
Mth	#	#	#	#	#
April	15	67	62	64	81
May	12	10	7	5	8
June	0	2	2	2	3
July	0	18	36	39	50
Aug	0	11	37	36	24
Sept	0	30	4	2	1
Oct	0	35	32	32	57
Nov	0	60	73	55	67
Dec	0	19	14	21	15
Jan	0	24	25	22	30
Feb	0	12	4	12	9
March	0	47	10	4	11
Avg	14	28	26	25	30

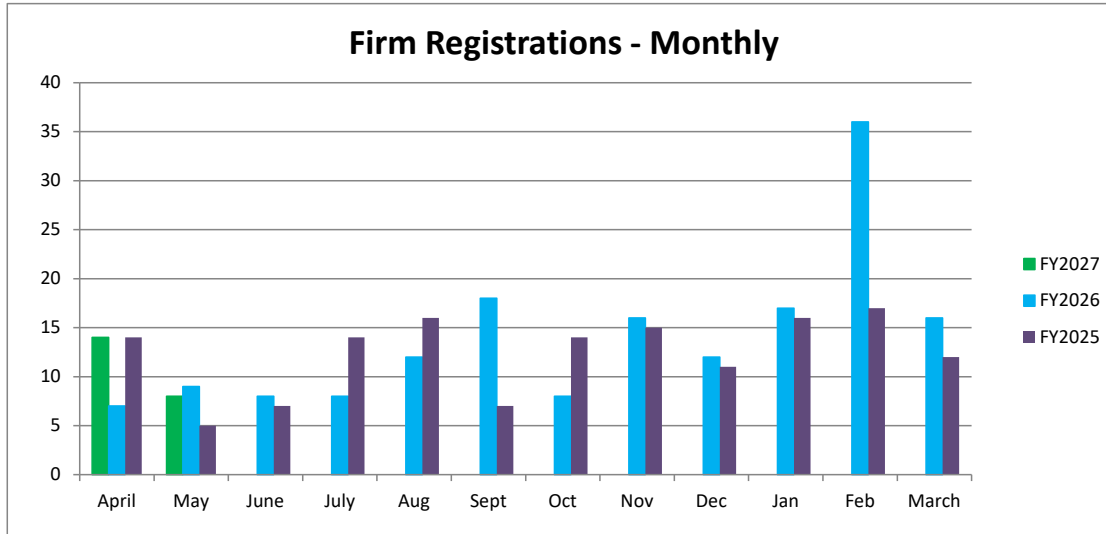


License Applications					
Recp	2027	2026	2025	2024	2023
Mth	Sum	Sum	Sum	Sum	Sum
April	15	67	62	64	81
May	12	77	69	69	89
June	0	79	71	71	92
July	0	97	107	110	142
Aug	0	108	144	146	166
Sept	0	138	148	148	167
Oct	0	173	180	180	224
Nov	0	233	253	235	291
Dec	0	252	267	256	306
Jan	0	276	292	278	336
Feb	0	288	296	290	345
March	0	335	306	294	356

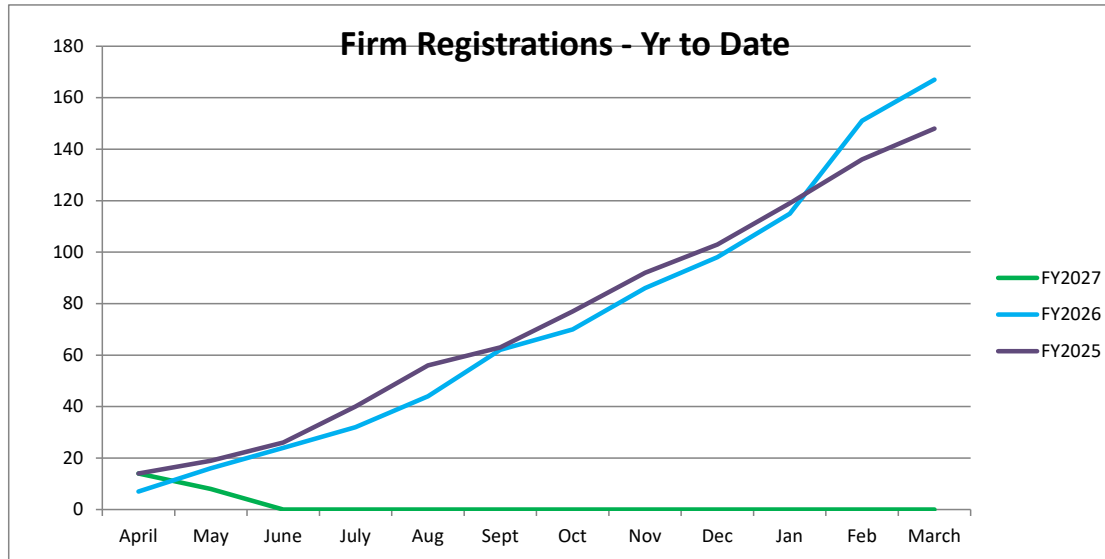


NC State Board of CPA Examiners Monthly and Year-to-Date Operational Metrics

Firm Registration					
Firm	2027	2026	2025	2024	2023
Mth	#	#	#	#	#
April	14	7	14	6	7
May	8	9	5	2	4
June	0	8	7	4	11
July	0	8	14	13	15
Aug	0	12	16	14	10
Sept	0	18	7	5	6
Oct	0	8	14	11	4
Nov	0	16	15	5	12
Dec	0	12	11	18	25
Jan	0	17	16	5	15
Feb	0	36	17	22	7
March	0	16	12	5	8
Avg	11	14	12	9	10



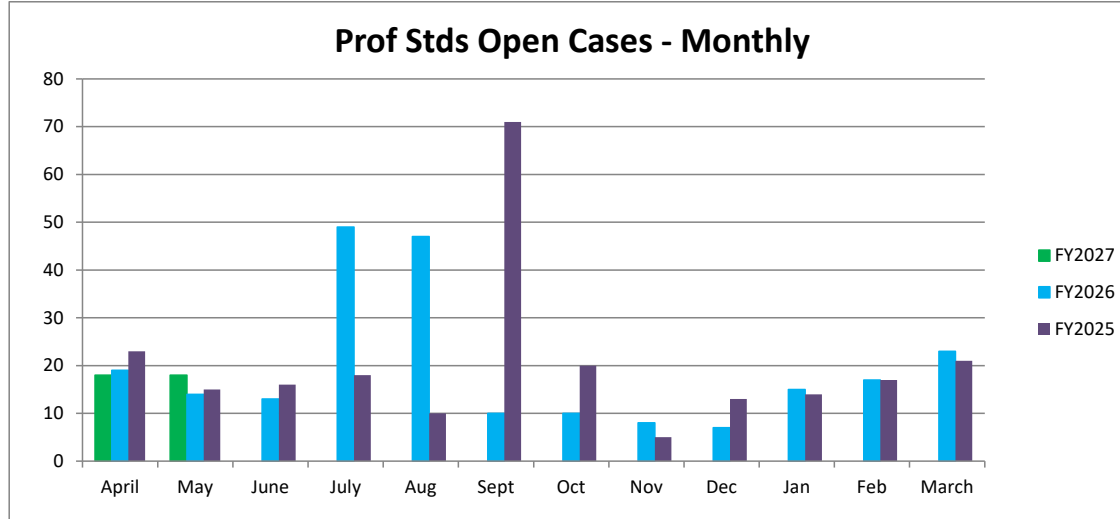
Firm Registration					
Firm	2027	2026	2025	2024	2023
Mth	Sum	Sum	Sum	Sum	Sum
April	14	7	14	6	7
May	8	16	19	8	11
June	0	24	26	12	22
July	0	32	40	25	37
Aug	0	44	56	39	47
Sept	0	62	63	44	53
Oct	0	70	77	55	57
Nov	0	86	92	60	69
Dec	0	98	103	78	94
Jan	0	115	119	83	109
Feb	0	151	136	105	116
March	0	167	148	110	124



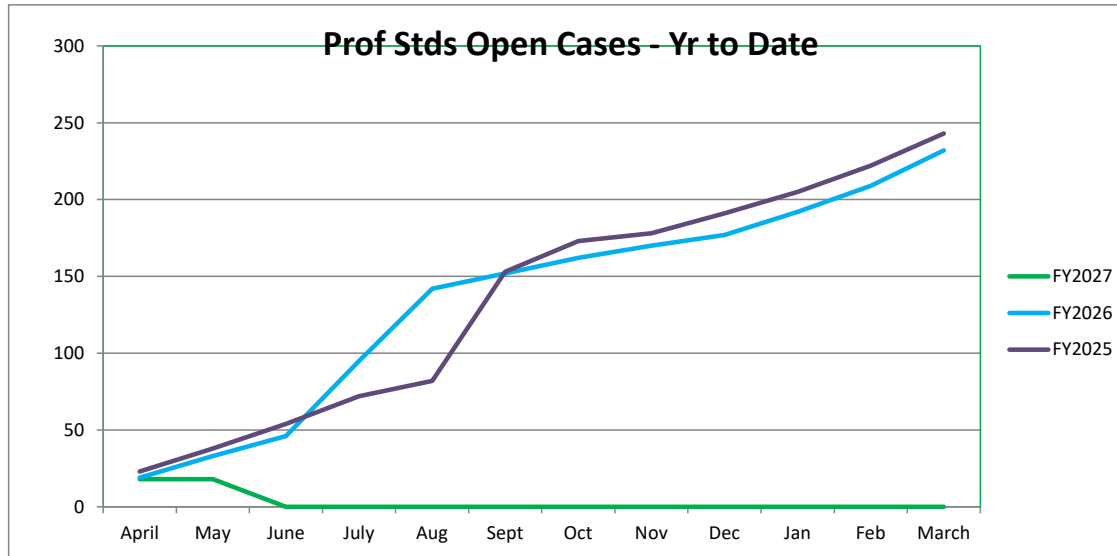
NC State Board of CPA Examiners Monthly and Year-to-Date Operational Metrics

Prf Stds Cases					
Open	2027	2026	2025	2024	2023
Mth	#	#	#	#	#
April	18	19	23	22	21
May	18	14	15	9	21
June	0	13	16	12	35
July	0	49	18	25	25
Aug	0	47	10	38	35
Sept	0	10	71	11	24
Oct	0	10	20	9	24
Nov	0	8	5	18	7
Dec	0	7	13	15	23
Jan	0	15	14	11	14
Feb	0	17	17	19	12
March	0	23	21	17	41

Avg	18	19	20	17	24
-----	----	----	----	----	----

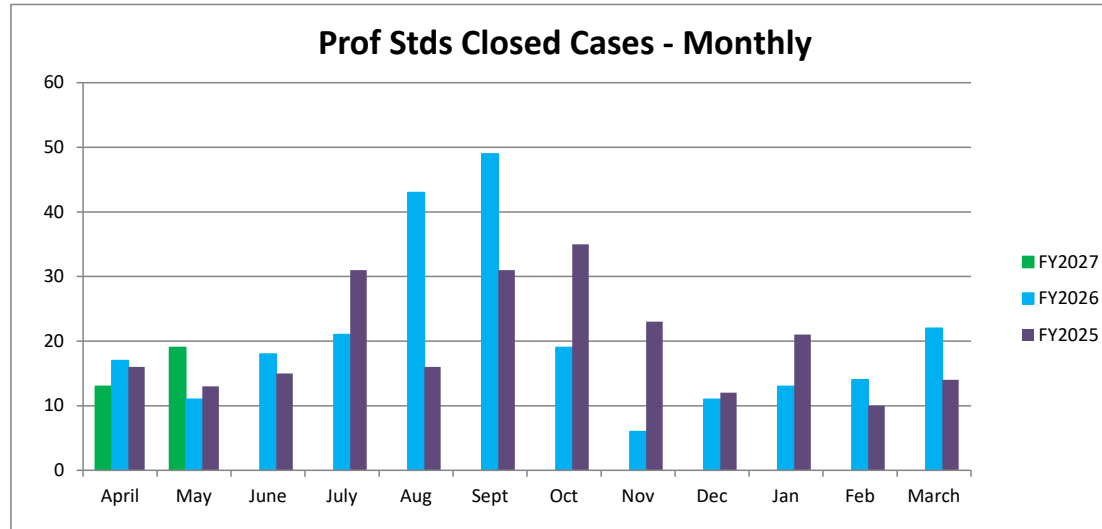


Prf Stds Cases					
Open	2027	2026	2025	2024	2023
Mth	Sum	Sum	Sum	Sum	Sum
April	18	19	23	22	21
May	18	33	38	31	42
June	0	46	54	43	77
July	0	95	72	68	102
Aug	0	142	82	106	137
Sept	0	152	153	117	161
Oct	0	162	173	126	185
Nov	0	170	178	144	192
Dec	0	177	191	159	215
Jan	0	192	205	170	229
Feb	0	209	222	189	241
March	0	232	243	206	282

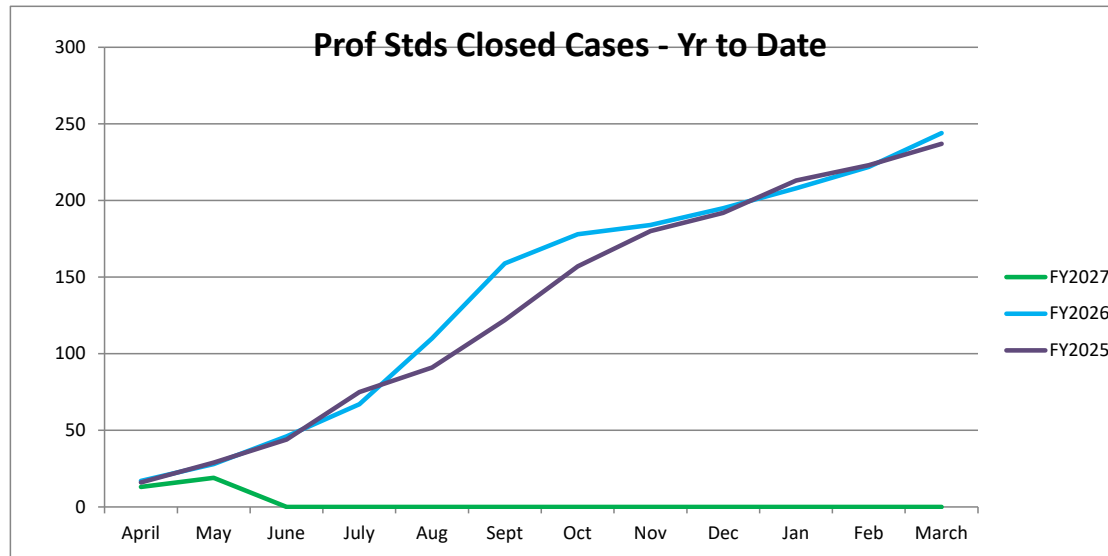


NC State Board of CPA Examiners Monthly and Year-to-Date Operational Metrics

Prf Stds Cases					
Closed	2027	2026	2025	2024	2023
Mth	#	#	#	#	#
April	13	17	16	30	38
May	19	11	13	20	19
June	0	18	15	16	15
July	0	21	31	36	19
Aug	0	43	16	21	21
Sept	0	49	31	20	21
Oct	0	19	35	25	12
Nov	0	6	23	13	19
Dec	0	11	12	15	33
Jan	0	13	21	15	22
Feb	0	14	10	22	21
March	0	22	14	9	25
Avg	16	20	20	20	22

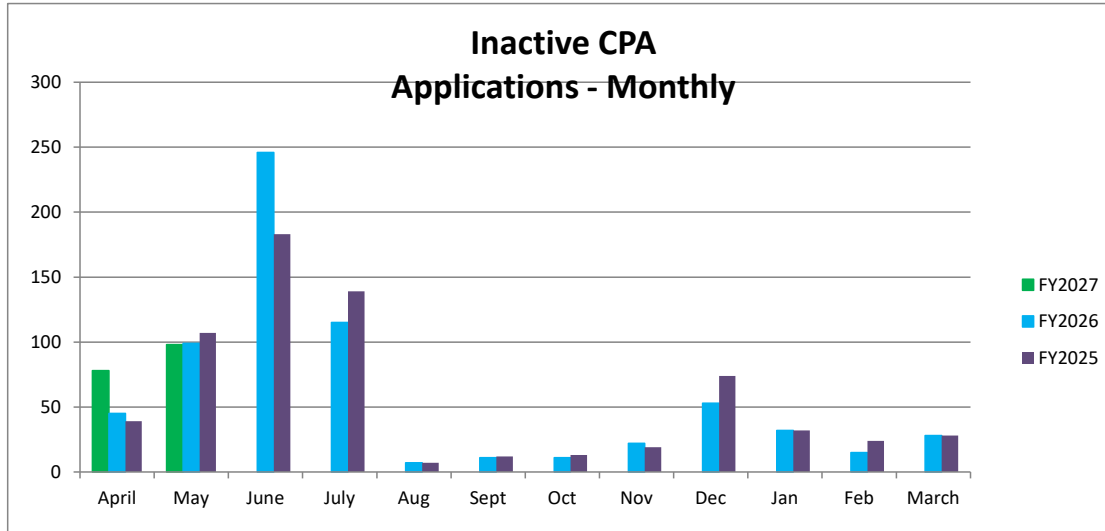


Prf Stds Cases					
Closed	2027	2026	2025	2024	2023
Mth	Sum	Sum	Sum	Sum	Sum
April	13	17	16	30	38
May	19	28	29	50	57
June	0	46	44	66	72
July	0	67	75	102	91
Aug	0	110	91	123	112
Sept	0	159	122	143	133
Oct	0	178	157	168	145
Nov	0	184	180	181	164
Dec	0	195	192	196	197
Jan	0	208	213	211	219
Feb	0	222	223	233	240
March	0	244	237	242	265

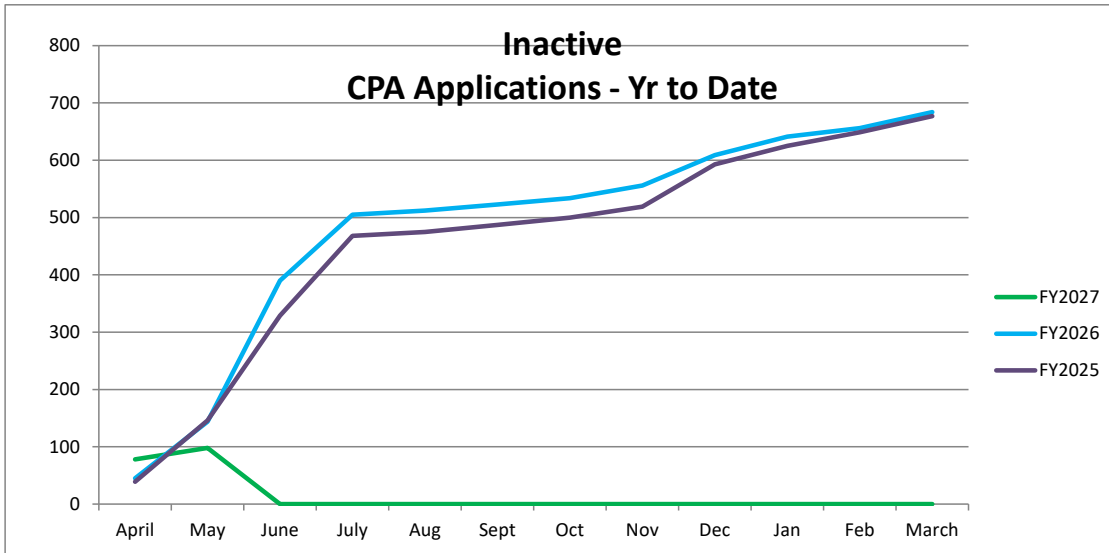


NC State Board of CPA Examiners Monthly and Year-to-Date Operational Metrics

Inactive Applications					
InAct	2027	2026	2025	2024	2023
Mth	#	#	#	#	#
April	78	45	39	49	30
May	98	99	107	114	67
June	0	246	183	227	309
July	0	115	139	98	98
Aug	0	7	7	21	14
Sept	0	11	12	9	7
Oct	0	11	13	19	9
Nov	0	22	19	15	25
Dec	0	53	74	45	52
Jan	0	32	32	45	78
Feb	0	15	24	15	18
March	0	28	28	18	19
Avg	88	57	56	56	61

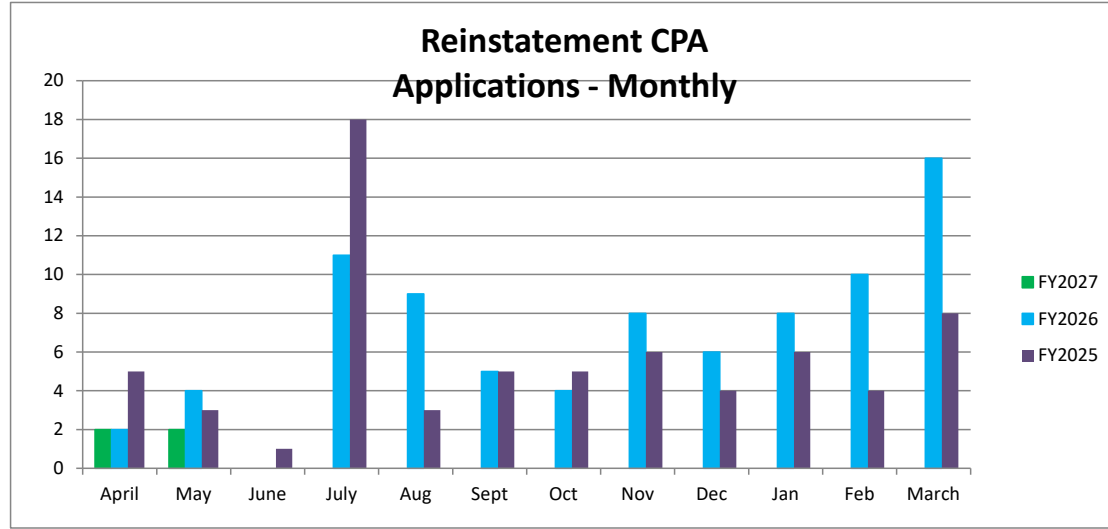


Inactive Applications					
InAct	2027	2026	2025	2024	2023
Mth	Sum	Sum	Sum	Sum	Sum
April	78	45	39	49	30
May	98	144	146	163	97
June	0	390	329	390	406
July	0	505	468	488	504
Aug	0	512	475	509	518
Sept	0	523	487	518	525
Oct	0	534	500	537	534
Nov	0	556	519	552	559
Dec	0	609	593	597	611
Jan	0	641	625	642	689
Feb	0	656	649	657	707
March	0	684	677	675	726

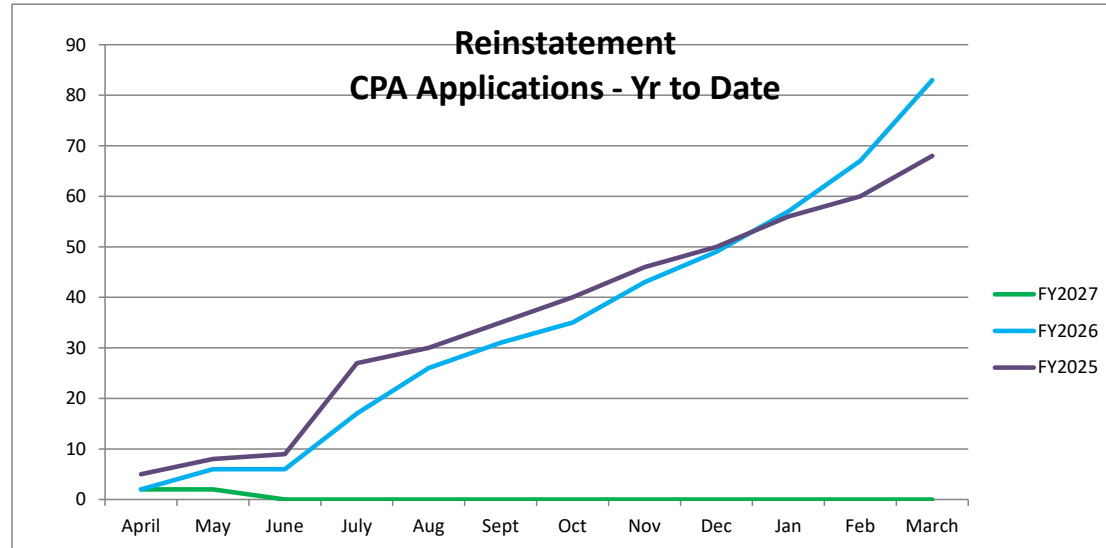


NC State Board of CPA Examiners Monthly and Year-to-Date Operational Metrics

Reinstatement Applications					
Re-Inst	2027	2026	2025	2024	2023
Mth	#	#	#	#	#
April	2	2	5	8	8
May	2	4	3	3	6
June	0	0	1	2	3
July	0	11	18	15	12
Aug	0	9	3	3	8
Sept	0	5	5	2	6
Oct	0	4	5	8	5
Nov	0	8	6	3	5
Dec	0	6	4	4	5
Jan	0	8	6	14	7
Feb	0	10	4	7	3
March	0	16	8	5	4
Avg	2	7	6	6	6



Reinstatement Applications					
Re-Inst	2027	2026	2025	2024	2023
Mth	Sum	Sum	Sum	Sum	Sum
April	2	2	5	8	8
May	2	6	8	11	14
June	0	6	9	13	17
July	0	17	27	28	29
Aug	0	26	30	31	37
Sept	0	31	35	33	43
Oct	0	35	40	41	48
Nov	0	43	46	44	53
Dec	0	49	50	48	58
Jan	0	57	56	62	65
Feb	0	67	60	69	68
March	0	83	68	74	72



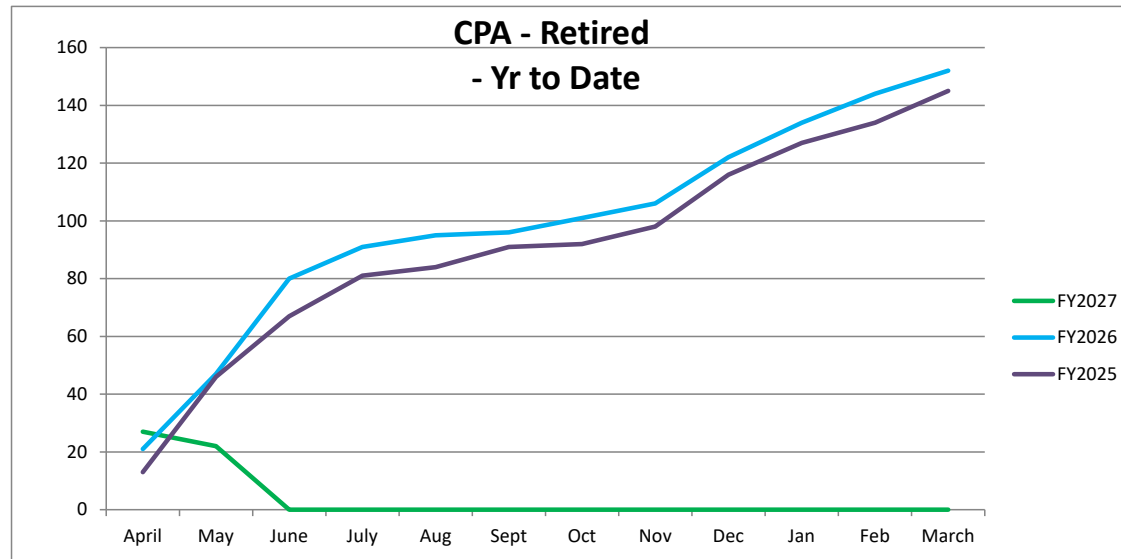
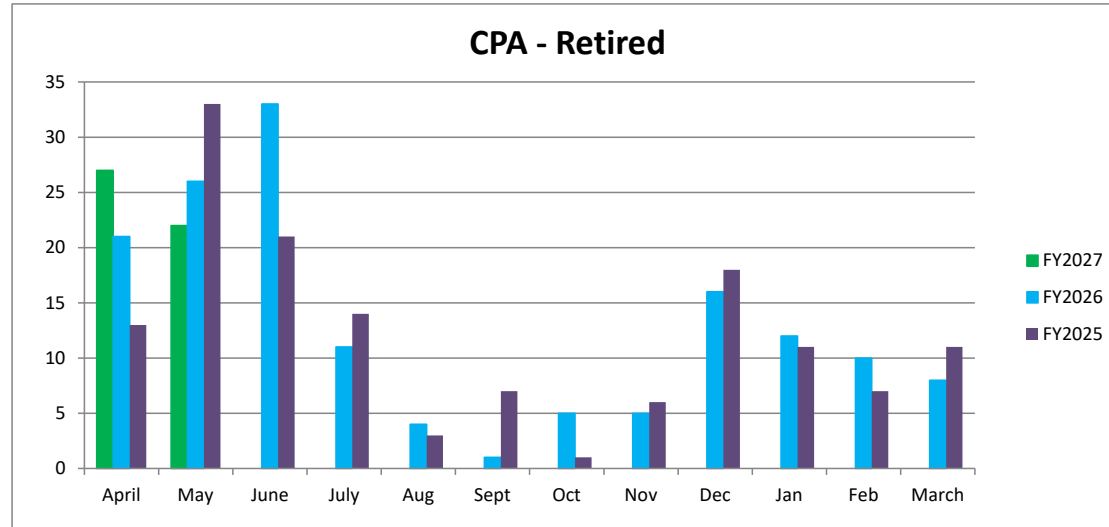
NC State Board of CPA Examiners Monthly and Year-to-Date Operational Metrics

CPA-Retired					
Count	2027	2026	2025	2024	2023
Mth	#	#	#	#	#
April	27	21	13	0	0
May	22	26	33	0	0
June	0	33	21	0	0
July	0	11	14	0	0
Aug	0	4	3	0	0
Sept	0	1	7	1	0
Oct	0	5	1	16	0
Nov	0	5	6	18	0
Dec	0	16	18	27	0
Jan	0	12	11	23	0
Feb	0	10	7	15	0
March	0	8	11	9	0

Avg	25	13	21	9	0
-----	----	----	----	---	---

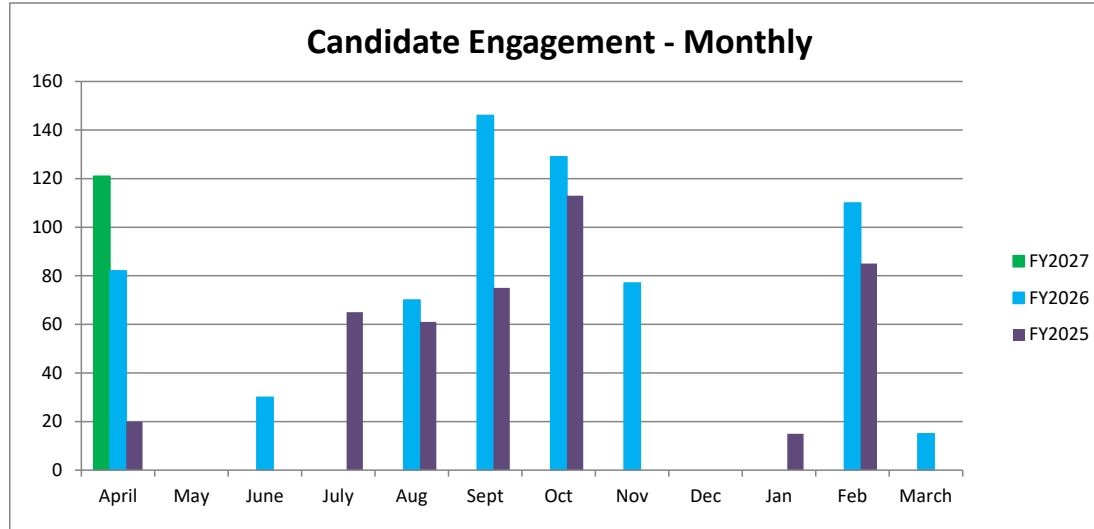
Began Sept 2023

CPA Retired					
Count	2027	2026	2025	2024	2023
Mth	Sum	Sum	Sum	Sum	Sum
April	27	21	13	0	0
May	22	47	46	0	0
June	0	80	67	0	0
July	0	91	81	0	0
Aug	0	95	84	0	0
Sept	0	96	91	1	0
Oct	0	101	92	17	0
Nov	0	106	98	35	0
Dec	0	122	116	62	0
Jan	0	134	127	85	0
Feb	0	144	134	100	0
March	0	152	145	109	0



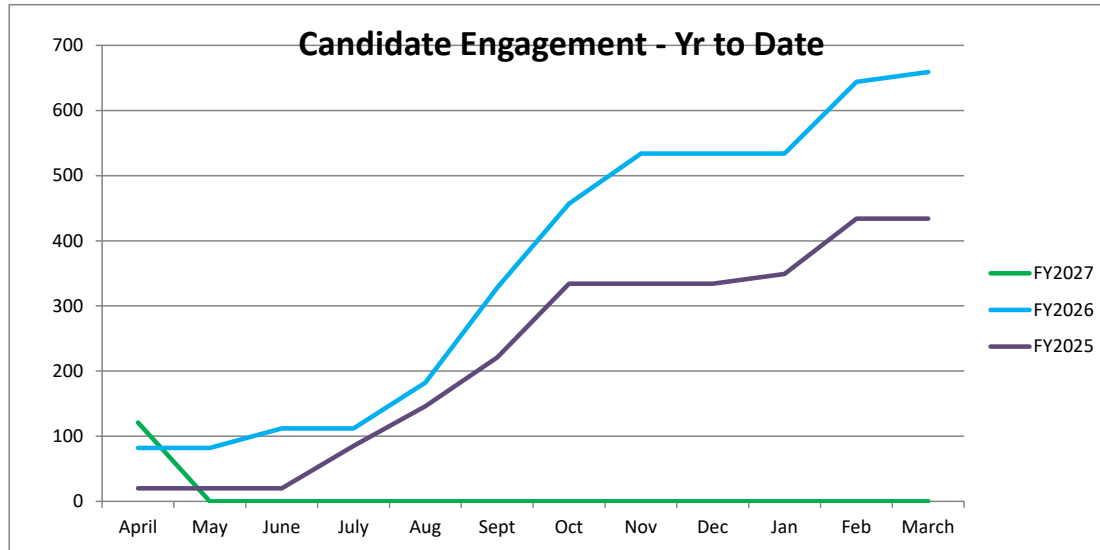
NC State Board of CPA Examiners Monthly and Year-to-Date Operational Metrics

Candidate Engagement*					
Count	2027	2026	2025	2024	2023
Mth	#	#	#	#	#
April	121	82	20	74	0
May	0	0	0	0	0
June	0	30	0	27	0
July	0	0	65	0	0
Aug	0	70	61	10	15
Sept	0	146	75	67	130
Oct	0	129	113	281	139
Nov	0	77	0	37	53
Dec	0	0	0	0	0
Jan	0	0	15	46	0
Feb	0	110	85	77	70
March	0	15	0	0	61
Avg	61	55	36	77	39



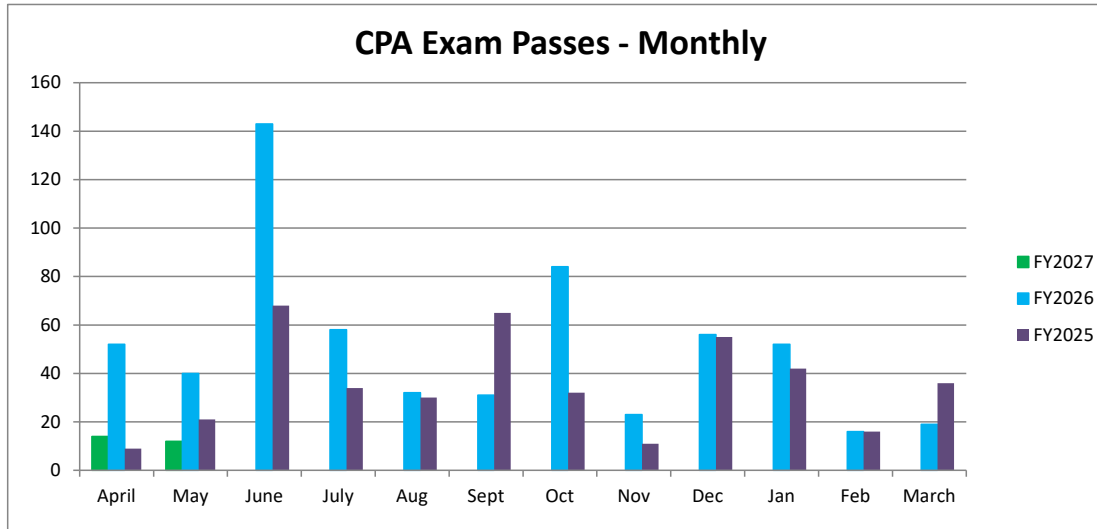
* Candidate Presentations as scheduled in concert with needs of various campuses, not including instructors and staff
Started tracking 8/22

Candidate Engagement					
Count	2027	2026	2025	2024	2023
Mth	Sum	Sum	Sum	Sum	Sum
April	121	82	20	74	0
May	0	82	20	74	0
June	0	112	20	101	0
July	0	112	85	101	0
Aug	0	182	146	111	15
Sept	0	328	221	178	145
Oct	0	457	334	459	284
Nov	0	534	334	496	337
Dec	0	534	334	496	337
Jan	0	534	349	542	337
Feb	0	644	434	619	407
March	0	659	434	619	468



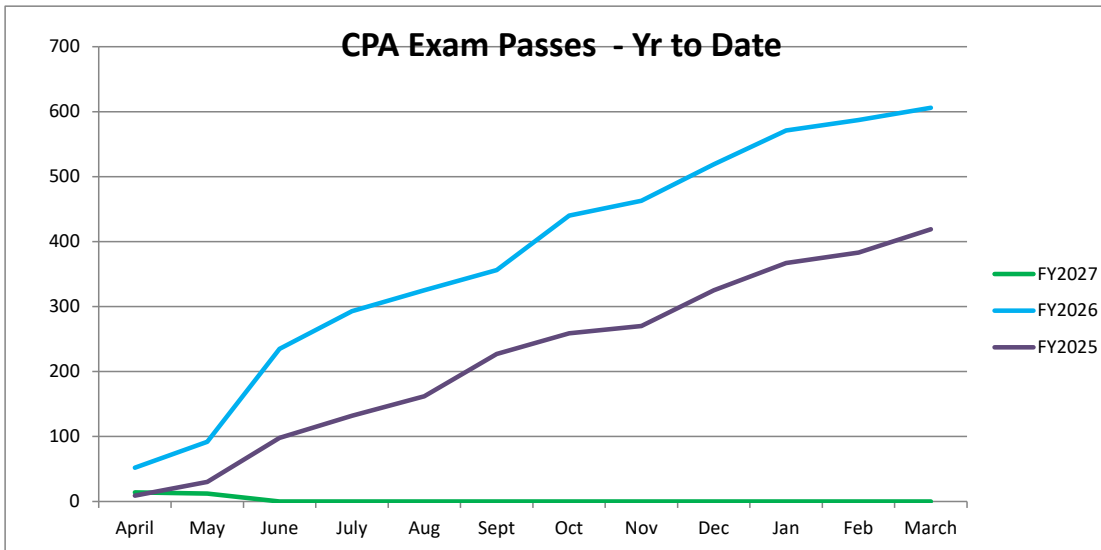
NC State Board of CPA Examiners Monthly and Year-to-Date Operational Metrics

Exam Passes					
Count	2027	2026	2025	2024	2023
Mth	#	#	#	#	#
April	14	52	9	13	12
May	12	40	21	31	26
June	0	143	68	68	46
July	0	58	34	43	29
Aug	0	32	30	49	51
Sept	0	31	65	72	51
Oct	0	84	32	41	30
Nov	0	23	11	35	36
Dec	0	56	55	86	48
Jan	0	52	42	8	35
Feb	0	16	16	18	21
March	0	19	36	30	32
Avg	13	51	35	41	35



These results run approximately 2 months in arrears due to timing of score releases

Exam Passes					
Count	2027	2026	2025	2024	2023
Mth	Sum	Sum	Sum	Sum	Sum
April	14	52	9	13	12
May	12	92	30	44	38
June	0	235	98	112	84
July	0	293	132	155	113
Aug	0	325	162	204	164
Sept	0	356	227	276	215
Oct	0	440	259	317	245
Nov	0	463	270	352	281
Dec	0	519	325	438	329
Jan	0	571	367	446	364
Feb	0	587	383	464	385
March	0	606	419	494	417



Exam Applications			Certificate Applications			CPA Firm Registrations		Professional Stds Cases					Inactive		Reinstatement		CPA - Retired		Candidate Eng		Exam Passes	
Month	Initial	Re-Exam	Month	Original	Reciprocal	Month	Total	Month	Begin Bal	Open	Closed	End Bal	Month	Total	Month	Total	Month	Total	Month	Total	Month	Total
Jan-15	107	130	Jan-15	96	51	Jan-15	18	Jan-15	202	66	54	214	Jan-15	47	Jan-15	13	Jan-15	0	Jan-15	0	Jan-15	0
Feb-15	62	110	Feb-15	64	16	Feb-15	20	Feb-15	214	22	40	196	Feb-15	13	Feb-15	11	Feb-15	0	Feb-15	0	Feb-15	0
Mar-15	82	227	Mar-15	48	4	Mar-15	12	Mar-15	196	40	38	198	Mar-15	18	Mar-15	5	Mar-15	0	Mar-15	0	Mar-15	0
Apr-15	97	180	Apr-15	48	61	Apr-15	18	Apr-15	198	7	38	167	Apr-15	29	Apr-15	12	Apr-15	0	Apr-15	0	Apr-15	0
May-15	78	151	May-15	40	11	May-15	11	May-15	167	26	18	175	May-15	73	May-15	5	May-15	0	May-15	0	May-15	0
Jun-15	77	312	Jun-15	0	4	Jun-15	17	Jun-15	175	6	21	160	Jun-15	126	Jun-15	0	Jun-15	0	Jun-15	0	Jun-15	0
Jul-15	66	178	Jul-15	60	54	Jul-15	13	Jul-15	160	10	32	138	Jul-15	90	Jul-15	9	Jul-15	0	Jul-15	0	Jul-15	0
Aug-15	52	155	Aug-15	100	21	Aug-15	11	Aug-15	138	31	27	142	Aug-15	6	Aug-15	15	Aug-15	0	Aug-15	0	Aug-15	0
Sep-15	51	296	Sep-15	44	5	Sep-15	25	Sep-15	142	27	33	136	Sep-15	7	Sep-15	3	Sep-15	0	Sep-15	0	Sep-15	0
Oct-15	64	154	Oct-15	74	70	Oct-15	13	Oct-15	136	53	32	157	Oct-15	21	Oct-15	8	Oct-15	0	Oct-15	0	Oct-15	0
Nov-15	62	151	Nov-15	45	27	Nov-15	14	Nov-15	157	26	25	158	Nov-15	25	Nov-15	10	Nov-15	0	Nov-15	0	Nov-15	0
Dec-15	139	276	Dec-15	0	2	Dec-15	22	Dec-15	158	9	24	143	Dec-15	35	Dec-15	5	Dec-15	0	Dec-15	0	Dec-15	0
Jan-16	121	139	Jan-16	133	36	Jan-16	28	Jan-16	143	12	17	138	Jan-16	42	Jan-16	22	Jan-16	0	Jan-16	0	Jan-16	0
Feb-16	101	141	Feb-16	68	12	Feb-16	16	Feb-16	138	17	21	134	Feb-16	17	Feb-16	9	Feb-16	0	Feb-16	0	Feb-16	0
Mar-16	92	305	Mar-16	43	3	Mar-16	17	Mar-16	134	34	19	149	Mar-16	19	Mar-16	9	Mar-16	0	Mar-16	0	Mar-16	0
Apr-16	97	191	Apr-16	60	69	Apr-16	3	Apr-16	149	27	31	145	Apr-16	38	Apr-16	12	Apr-16	0	Apr-16	0	Apr-16	0
May-16	85	203	May-16	42	18	May-16	14	May-16	145	16	23	138	May-16	63	May-16	12	May-16	0	May-16	0	May-16	0
Jun-16	110	266	Jun-16	0	2	Jun-16	8	Jun-16	138	33	20	151	Jun-16	150	Jun-16	0	Jun-16	0	Jun-16	0	Jun-16	0
Jul-16	74	204	Jul-16	96	53	Jul-16	6	Jul-16	151	17	42	126	Jul-16	60	Jul-16	17	Jul-16	0	Jul-16	0	Jul-16	0
Aug-16	85	237	Aug-16	36	8	Aug-16	14	Aug-16	126	68	27	167	Aug-16	14	Aug-16	6	Aug-16	0	Aug-16	0	Aug-16	0
Sep-16	83	297	Sep-16	42	4	Sep-16	8	Sep-16	167	65	27	205	Sep-16	6	Sep-16	6	Sep-16	0	Sep-16	0	Sep-16	0
Oct-16	60	177	Oct-16	56	82	Oct-16	9	Oct-16	205	53	53	205	Oct-16	12	Oct-16	16	Oct-16	0	Oct-16	0	Oct-16	0
Nov-16	104	183	Nov-16	72	32	Nov-16	14	Nov-16	205	22	72	155	Nov-16	27	Nov-16	8	Nov-16	0	Nov-16	0	Nov-16	0
Dec-16	115	276	Dec-16	0	4	Dec-16	30	Dec-16	155	7	26	136	Dec-16	59	Dec-16	4	Dec-16	0	Dec-16	0	Dec-16	0
Jan-17	129	189	Jan-17	108	34	Jan-17	24	Jan-17	136	35	49	122	Jan-17	34	Jan-17	11	Jan-17	0	Jan-17	0	Jan-17	0
Feb-17	58	130	Feb-17	66	17	Feb-17	18	Feb-17	122	17	30	109	Feb-17	16	Feb-17	5	Feb-17	0	Feb-17	0	Feb-17	0
Mar-17	67	276	Mar-17	70	12	Mar-17	19	Mar-17	109	16	22	103	Mar-17	24	Mar-17	13	Mar-17	0	Mar-17	0	Mar-17	0
Apr-17	55	178	Apr-17	32	68	Apr-17	7	Apr-17	103	30	25	108	Apr-17	50	Apr-17	5	Apr-17	0	Apr-17	0	Apr-17	0
May-17	58	182	May-17	51	9	May-17	12	May-17	108	24	16	116	May-17	89	May-17	11	May-17	0	May-17	0	May-17	0
Jun-17	57	159	Jun-17	0	1	Jun-17	16	Jun-17	116	5	18	103	Jun-17	169	Jun-17	0	Jun-17	0	Jun-17	0	Jun-17	0
Jul-17	38	146	Jul-17	68	58	Jul-17	19	Jul-17	103	36	16	123	Jul-17	90	Jul-17	18	Jul-17	0	Jul-17	0	Jul-17	0
Aug-17	50	187	Aug-17	39	4	Aug-17	22	Aug-17	123	65	29	159	Aug-17	6	Aug-17	11	Aug-17	0	Aug-17	0	Aug-17	0
Sep-17	59	267	Sep-17	42	2	Sep-17	14	Sep-17	159	29	42	146	Sep-17	10	Sep-17	10	Sep-17	0	Sep-17	0	Sep-17	0
Oct-17	47	196	Oct-17	62	93	Oct-17	23	Oct-17	146	24	17	153	Oct-17	24	Oct-17	4	Oct-17	0	Oct-17	0	Oct-17	0
Nov-17	79	126	Nov-17	46	25	Nov-17	15	Nov-17	153	7	18	142	Nov-17	26	Nov-17	2	Nov-17	0	Nov-17	0	Nov-17	0
Dec-17	79	154	Dec-17	0	24	Dec-17	15	Dec-17	142	6	23	125	Dec-17	40	Dec-17	10	Dec-17	0	Dec-17	0	Dec-17	0
Jan-18	131	178	Jan-18	117	12	Jan-18	30	Jan-18	125	18	15	128	Jan-18	47	Jan-18	4	Jan-18	0	Jan-18	0	Jan-18	0
Feb-18	39	107	Feb-18	73	20	Feb-18	18	Feb-18	128	16	11	133	Feb-18	14	Feb-18	14	Feb-18	0	Feb-18	0	Feb-18	0
Mar-18	66	236	Mar-18	36	5	Mar-18	10	Mar-18	133	14	14	133	Mar-18	8	Mar-18	6	Mar-18	0	Mar-18	0	Mar-18	0
Apr-18	70	211	Apr-18	32	52	Apr-18	12	Apr-18	133	27	16	144	Apr-18	50	Apr-18	7	Apr-18	0	Apr-18	0	Apr-18	0
May-18	77	136	May-18	61	13	May-18	13	May-18	144	95	44	195	May-18	73	May-18	7	May-18	0	May-18	0	May-18	0
Jun-18	61	149	Jun-18	0	0	Jun-18	7	Jun-18	195	61	68	188	Jun-18	194	Jun-18	0	Jun-18	0	Jun-18	0	Jun-18	0
Jul-18	66	235	Jul-18	57	59	Jul-18	3	Jul-18	188	62	54	196	Jul-18	67	Jul-18	8	Jul-18	0	Jul-18	0	Jul-18	0
Aug-18	62	136	Aug-18	41	4	Aug-18	23	Aug-18	196	58	63	191	Aug-18	17	Aug-18	8	Aug-18	0	Aug-18	0	Aug-18	0
Sep-18	48	218	Sep-18	44	3	Sep-18	7	Sep-18	191	34	49	176	Sep-18	3	Sep-18	7	Sep-18	0	Sep-18	0	Sep-18	0
Oct-18	84	175	Oct-18	77	113	Oct-18	10	Oct-18	176	12	45	143	Oct-18	13	Oct-18	11	Oct-18	0	Oct-18	0	Oct-18	0
Nov-18	82	116	Nov-18	70	42	Nov-18	9	Nov-18	143	5	42	106	Nov-18	15	Nov-18	11	Nov-18	0	Nov-18	0	Nov-18	0
Dec-18	81	133	Dec-18	2	35	Dec-18	11	Dec-18	106	6	15	97	Dec-18	38	Dec-18	6	Dec-18	0	Dec-18	0	Dec-18	0
Jan-19	91	145	Jan-19	108	33	Jan-19	21	Jan-19	97	33	20	110	Jan-19	52	Jan-19	10	Jan-19	0	Jan-19	0	Jan-19	0
Feb-19	74	124	Feb-19	57	10	Feb-19	22	Feb-19	110	43	22	131	Feb-19	15	Feb-19	8	Feb-19	0	Feb-19	0	Feb-19	0
Mar-19	45	190	Mar-19	35	7	Mar-19	12	Mar-19	131	18	21	128	Mar-19	16	Mar-19	7	Mar-19	0	Mar-19	0	Mar-19	0
Apr-19	61	195	Apr-19	42	70	Apr-19	7	Apr-19	128	28	30	126	Apr-19	30	Apr-19	3	Apr-19	0	Apr-19	0	Apr-19	0
May-19	70	196	May-19	37	9	May-19	14	May-19	126	18	25	119	May-19	58	May-19	9	May-19	0	May-19	0	May-19	0
Jun-19	62	222	Jun-19	0	2	Jun-19	25	Jun-19	119	25	26	118	Jun-19	221	Jun-19	2	Jun-19	0	Jun-19	0	Jun-19	0
Jul-19	92	172	Jul-19	62	37	Jul-19	11	Jul-19	118	37	21	134	Jul-19	123	Jul-19	8	Jul-19	0	Jul-19	0	Jul-19	0
Aug-19	51	164	Aug-19	49	44	Aug-19	6	Aug-19	134	67	49	152	Aug-19	9	Aug-19	9	Aug-19	0	Aug-19	0	Aug-19	0
Sep-19	54	185	Sep-19	84	2	Sep-19	5	Sep-19	152	14	26	140	Sep-19	11	Sep-19	8	Sep-19	0	Sep-19	0	Sep-19	0
Oct-19	62	194	Oct-19	36	56	Oct-19	11	Oct-19	140	14	39	115	Oct-19	20	Oct-19	4	Oct-19	0	Oct-19	0	Oct-19	0
Nov-19	58	144	Nov-19	62	69	Nov-19	12	Nov-19	115	11	23	103	Nov-19	26	Nov-19	5	Nov-19	0	Nov-19	0	Nov-19	0
Dec-19	83	177	Dec-19	1	26	Dec-19	16	Dec-19	103	31	25	109	Dec-19	73	Dec-19	6	Dec-19	0	Dec-19	0	Dec-19	0
Jan-20	111	145	Jan-20	112	17	Jan-20	26	Jan-20	109	33	25	117	Jan-20	32	Jan-20	10	Jan-20	0	Jan-20	0	Jan-20	0
Feb-20	70	112	Feb-20	50	10	Feb-20	11	Feb-20	117	16	23	110	Feb-20	15	Feb-20	12	Feb-20	0	Feb-20	0	Feb-20	0
Mar-20	41	139	Mar-20	44	8	Mar-20	5	Mar-20	110	18	19	109	Mar-20	6	Mar-20	6	Mar-20	0	Mar-20	0	Mar-20	0
Apr-20	14	84	Apr-20	14	57	Apr-20	3	Apr-20	109	7	17	99	Apr-20	17	Apr-20	1	Apr-20	0	Apr-20	0	Apr-20	0
May-20	59	174	May-20	0	7	May-20	12	May-20	99	9	23	85	May-20	88	May-20	4	May-20	0	May-20	0	May-20	40
Jun-20	87	176	Jun-20	0	0	Jun-20	10	Jun-20	85	12	23	74	Jun-20	234	Jun-20	4	Jun-20	0	Jun-20	0	Jun-20	35
Jul-2																						

Exam Applications			Certificate Applications			CPA Firm Registrations		Professional Stds Cases					Inactive		Reinstatement		CPA - Retired		Candidate Eng		Exam Passes	
Month	Initial	Re-Exam	Month	Original	Reciprocal	Month	Total	Month	Begin Bal	Open	Closed	End Bal	Month	Total	Month	Total	Month	Total	Month	Total	Month	Total
Oct-20	85	155	Oct-20	47	44	Oct-20	7	Oct-20	88	17	12	93	Oct-20	13	Oct-20	4	Oct-20	0	Oct-20	0	Oct-20	0
Nov-20	78	145	Nov-20	56	61	Nov-20	6	Nov-20	93	10	24	79	Nov-20	21	Nov-20	6	Nov-20	0	Nov-20	0	Nov-20	53
Dec-20	61	146	Dec-20	46	10	Dec-20	9	Dec-20	79	13	12	80	Dec-20	55	Dec-20	0	Dec-20	0	Dec-20	0	Dec-20	89
Jan-21	66	150	Jan-21	72	22	Jan-21	20	Jan-21	80	21	19	82	Jan-21	53	Jan-21	7	Jan-21	0	Jan-21	0	Jan-21	29
Feb-21	66	142	Feb-21	78	4	Feb-21	8	Feb-21	82	12	27	67	Feb-21	9	Feb-21	14	Feb-21	0	Feb-21	0	Feb-21	18
Mar-21	46	147	Mar-21	31	0	Mar-21	16	Mar-21	67	29	17	79	Mar-21	21	Mar-21	6	Mar-21	0	Mar-21	0	Mar-21	32
Apr-21	52	164	Apr-21	41	55	Apr-21	7	Apr-21	79	9	23	65	Apr-21	23	Apr-21	6	Apr-21	0	Apr-21	0	Apr-21	15
May-21	55	186	May-21	50	7	May-21	4	May-21	65	8	4	69	May-21	54	May-21	1	May-21	0	May-21	0	May-21	32
Jun-21	56	182	Jun-21	0	1	Jun-21	11	Jun-21	69	37	17	89	Jun-21	281	Jun-21	0	Jun-21	0	Jun-21	0	Jun-21	48
Jul-21	58	177	Jul-21	75	39	Jul-21	15	Jul-21	89	18	21	86	Jul-21	105	Jul-21	13	Jul-21	0	Jul-21	0	Jul-21	49
Aug-21	37	168	Aug-21	31	37	Aug-21	10	Aug-21	86	18	18	86	Aug-21	18	Aug-21	2	Aug-21	0	Aug-21	0	Aug-21	35
Sep-21	37	111	Sep-21	42	2	Sep-21	6	Sep-21	86	13	35	64	Sep-21	10	Sep-21	1	Sep-21	0	Sep-21	0	Sep-21	55
Oct-21	68	139	Oct-21	46	47	Oct-21	4	Oct-21	64	19	17	66	Oct-21	21	Oct-21	7	Oct-21	0	Oct-21	0	Oct-21	32
Nov-21	90	152	Nov-21	48	74	Nov-21	12	Nov-21	66	21	14	73	Nov-21	29	Nov-21	6	Nov-21	0	Nov-21	0	Nov-21	39
Dec-21	67	110	Dec-21	32	27	Dec-21	25	Dec-21	73	11	9	75	Dec-21	59	Dec-21	7	Dec-21	0	Dec-21	0	Dec-21	52
Jan-22	81	134	Jan-22	60	33	Jan-22	15	Jan-22	75	31	18	88	Jan-22	69	Jan-22	6	Jan-22	0	Jan-22	0	Jan-22	19
Feb-22	54	110	Feb-22	47	11	Feb-22	7	Feb-22	88	33	29	92	Feb-22	19	Feb-22	6	Feb-22	0	Feb-22	0	Feb-22	25
Mar-22	56	141	Mar-22	30	7	Mar-22	8	Mar-22	92	38	23	107	Mar-22	32	Mar-22	5	Mar-22	0	Mar-22	0	Mar-22	19
Apr-22	21	131	Apr-22	44	81	Apr-22	2	Apr-22	107	21	38	90	Apr-22	30	Apr-22	8	Apr-22	0	Apr-22	0	Apr-22	12
May-22	84	178	May-22	39	8	May-22	6	May-22	90	21	19	92	May-22	67	May-22	6	May-22	0	May-22	0	May-22	26
Jun-22	84	172	Jun-22	22	3	Jun-22	8	Jun-22	92	35	15	112	Jun-22	309	Jun-22	3	Jun-22	0	Jun-22	0	Jun-22	46
Jul-22	67	187	Jul-22	50	50	Jul-22	12	Jul-22	112	25	19	118	Jul-22	98	Jul-22	12	Jul-22	0	Jul-22	0	Jul-22	29
Aug-22	56	187	Aug-22	57	24	Aug-22	5	Aug-22	118	35	21	132	Aug-22	14	Aug-22	8	Aug-22	0	Aug-22	15	Aug-22	51
Sep-22	57	140	Sep-22	30	1	Sep-22	6	Sep-22	132	24	21	135	Sep-22	7	Sep-22	6	Sep-22	0	Sep-22	130	Sep-22	51
Oct-22	80	149	Oct-22	34	57	Oct-22	8	Oct-22	135	24	12	147	Oct-22	9	Oct-22	5	Oct-22	0	Oct-22	139	Oct-22	30
Nov-22	67	169	Nov-22	47	67	Nov-22	14	Nov-22	147	7	19	135	Nov-22	25	Nov-22	5	Nov-22	0	Nov-22	53	Nov-22	36
Dec-22	83	142	Dec-22	38	15	Dec-22	10	Dec-22	135	23	33	125	Dec-22	52	Dec-22	5	Dec-22	0	Dec-22	0	Dec-22	48
Jan-23	75	156	Jan-23	44	30	Jan-23	23	Jan-23	125	14	22	117	Jan-23	78	Jan-23	7	Jan-23	0	Jan-23	0	Jan-23	35
Feb-23	46	141	Feb-23	32	9	Feb-23	9	Feb-23	117	12	21	108	Feb-23	18	Feb-23	3	Feb-23	0	Feb-23	70	Feb-23	21
Mar-23	49	192	Mar-23	40	11	Mar-23	3	Mar-23	108	41	25	124	Mar-23	19	Mar-23	4	Mar-23	0	Mar-23	61	Mar-23	32
Apr-23	55	168	Apr-23	47	64	Apr-23	6	Apr-23	124	22	30	116	Apr-23	49	Apr-23	8	Apr-23	0	Apr-23	74	Apr-23	13
May-23	78	208	May-23	27	5	May-23	2	May-23	116	9	20	105	May-23	114	May-23	3	May-23	0	May-23	0	May-23	31
Jun-23	99	262	Jun-23	20	2	Jun-23	4	Jun-23	105	12	16	101	Jun-23	227	Jun-23	2	Jun-23	0	Jun-23	27	Jun-23	63
Jul-23	61	222	Jul-23	62	39	Jul-23	13	Jul-23	101	25	36	90	Jul-23	98	Jul-23	15	Jul-23	0	Jul-23	0	Jul-23	48
Aug-23	132	285	Aug-23	52	36	Aug-23	14	Aug-23	90	38	21	107	Aug-23	21	Aug-23	3	Aug-23	0	Aug-23	10	Aug-23	49
Sep-23	128	242	Sep-23	33	2	Sep-23	5	Sep-23	107	11	20	98	Sep-23	9	Sep-23	2	Sep-23	1	Sep-23	67	Sep-23	72
Oct-23	98	269	Oct-23	61	32	Oct-23	11	Oct-23	98	9	25	82	Oct-23	19	Oct-23	8	Oct-23	16	Oct-23	281	Oct-23	41
Nov-23	38	147	Nov-23	62	55	Nov-23	5	Nov-23	82	18	13	87	Nov-23	15	Nov-23	3	Nov-23	18	Nov-23	37	Nov-23	35
Dec-23	29	119	Dec-23	41	21	Dec-23	18	Dec-23	87	15	15	87	Dec-23	45	Dec-23	4	Dec-23	27	Dec-23	0	Dec-23	86
Jan-24	74	227	Jan-24	43	22	Jan-24	5	Jan-24	87	11	15	83	Jan-24	45	Jan-24	14	Jan-24	23	Jan-24	46	Jan-24	8
Feb-24	56	154	Feb-24	64	12	Feb-24	22	Feb-24	83	19	22	80	Feb-24	15	Feb-24	7	Feb-24	15	Feb-24	77	Feb-24	18
Mar-24	33	111	Mar-24	28	4	Mar-24	5	Mar-24	80	17	9	88	Mar-24	18	Mar-24	5	Mar-24	9	Mar-24	0	Mar-24	30
Apr-24	59	168	Apr-24	28	62	Apr-24	14	Apr-24	88	23	16	95	Apr-24	39	Apr-24	5	Apr-24	13	Apr-24	20	Apr-24	9
May-24	69	241	May-24	21	7	May-24	5	May-24	95	15	13	97	May-24	107	May-24	3	May-24	33	May-24	0	May-24	21
Jun-24	75	156	Jun-24	21	2	Jun-24	7	Jun-24	97	16	15	98	Jun-24	183	Jun-24	1	Jun-24	21	Jun-24	0	Jun-24	68
Jul-24	59	204	Jul-24	48	36	Jul-24	14	Jul-24	98	18	31	85	Jul-24	139	Jul-24	18	Jul-24	14	Jul-24	14	Jul-24	34
Aug-24	70	276	Aug-24	38	37	Aug-24	16	Aug-24	85	10	16	79	Aug-24	7	Aug-24	3	Aug-24	3	Aug-24	61	Aug-24	30
Sep-24	85	148	Sep-24	38	4	Sep-24	7	Sep-24	79	71	31	119	Sep-24	12	Sep-24	5	Sep-24	7	Sep-24	75	Sep-24	65
Oct-24	59	137	Oct-24	37	32	Oct-24	14	Oct-24	119	20	35	104	Oct-24	13	Oct-24	5	Oct-24	1	Oct-24	113	Oct-24	32
Nov-24	74	220	Nov-24	37	73	Nov-24	15	Nov-24	104	5	23	86	Nov-24	19	Nov-24	6	Nov-24	6	Nov-24	0	Nov-24	11
Dec-24	61	152	Dec-24	30	14	Dec-24	11	Dec-24	86	13	12	87	Dec-24	74	Dec-24	4	Dec-24	18	Dec-24	0	Dec-24	55
Jan-25	97	207	Jan-25	71	25	Jan-25	16	Jan-25	87	14	21	80	Jan-25	32	Jan-25	6	Jan-25	11	Jan-25	15	Jan-25	42
Feb-25	58	189	Feb-25	25	4	Feb-25	17	Feb-25	80	17	10	87	Feb-25	24	Feb-25	4	Feb-25	7	Feb-25	85	Feb-25	16
Mar-25	49	226	Mar-25	55	10	Mar-25	12	Mar-25	87	21	14	94	Mar-25	28	Mar-25	8	Mar-25	11	Mar-25	0	Mar-25	36
Apr-25	68	245	Apr-25	36	67	Apr-25	7	Apr-25	94	19	17	96	Apr-25	45	Apr-25	2	Apr-25	21	Apr-25	82	Apr-25	52
May-25	95	327	May-25	32	10	May-25	9	May-25	96	14	11	99	May-25	99	May-25	4	May-25	26	May-25	0	May-25	40
Jun-25	71	252	Jun-25	0	2	Jun-25	8	Jun-25	99	13	18	94	Jun-25	246	Jun-25	0	Jun-25	33	Jun-25	30	Jun-25	143
Jul-25	100	256	Jul-25	76	18	Jul-25	8	Jul-25	94	49	21	122	Jul-25	115	Jul-25	11	Jul-25	11	Jul-25	0	Jul-25	58
Aug-25	98	219	Aug-25	62	11	Aug-25	12	Aug-25	122	47	43	126	Aug-25	7	Aug-25	9	Aug-25	4	Aug-25	70	Aug-25	32
Sep-25	75	186	Sep-25	33	30	Sep-25	18	Sep-25	126	10	49	87	Sep-25	11	Sep-25	5	Sep-25	1	Sep-25	146	Sep-25	31
Oct-25	83	196	Oct-25	43	35	Oct-25	8	Oct-25	87	10	19	78	Oct-25	11	Oct-25	4	Oct-25	5	Oct-25	129	Oct-25	84
Nov-25	95	232	Nov-25	55	60	Nov-25	16	Nov-25	78	8	6	80	Nov-25	22	Nov-25	8	Nov-25	5	Nov-25	77	Nov-25	23
Dec-25	99	214	Dec-25	53	19	Dec-25	12	Dec-25	80	7	11	76	Dec-25	53	Dec-25	6	Dec-25	16	Dec-25	0	Dec-25	56
Jan-26	105	194	Jan-26	59	24	Jan-26	17	Jan-26	76	15	13	78	Jan-26	32	Jan-26	8	Jan-26	12	Jan-26	0	Jan-26	52
Feb-26	95	162	Feb-26	47	12	Feb-26	36	Feb-26	78	17	14	81	Feb-26	15	Feb-26	10	Feb-26	10	Feb-26	110	Feb-26	16
Mar-26	64	236	Mar-26	85	47	Mar-26	16	Mar-26	81	23	22	82	Mar-26	28	Mar-26	16	Mar-26	8	Mar-26	15	Mar-26	19



North Carolina State Board of Certified Public Accountant Examiners

Executive Staff Report

NASBA Events

2026 NASBA Annual Meeting – October 25-28, 2026, Litchfield Park, AZ

Reservations for the annual meeting are at [The Wigwam](#) in Litchfield Park, AZ. The hotel is located about 20 miles from Phoenix Sky Harbor International Airport.

The links for meeting registration and hotel accommodations have not yet opened but should open soon. Given the September 19, 2026, deadline, I will reach out over the next month to confirm attendance.

Technology Updates

Since the launch of our new system upgrades on April 13, 2026, we have continued to see an increase in the volume of Exam and licensing applications submitted online. The online application process and the annual certificate renewal period have resulted in a significant volume of phone calls and emails from individuals seeking assistance with setting up their new accounts. Board staff have worked diligently to provide support and ensure a successful experience for all users.

As of the date of this report, 58% of CPAs have renewed their CPA certificates for the current renewal cycle. This percentage is in line with the renewal statistics at this same time last year.



North Carolina State Board of Certified Public Accountant Examiners

Recognition of NC CPA Licensure Milestones

Years of Licensure	Name	CPA License Issued
50	Steven Eric Bowman, #9312	6/10/1976
50	Sylvester Benjamin Hebert, #9395	6/29/1976
50	William Alexander Livingstone Jr., #9305	6/4/1976
52	E. Dean Duncan, #7805	6/18/1974
53	Ozro Douglas Covington, #7224	6/27/1973
53	William Marshall Faircloth, #7216	6/12/1973
53	Dorn Carl Pittman Jr., #7223	6/21/1973
54	Charles Edwin Killian, #6112	6/29/1972
55	Jane Michael Worley, #4264	6/24/1971
57	Tom R. Blacka, #3415	6/24/1969